

50,000

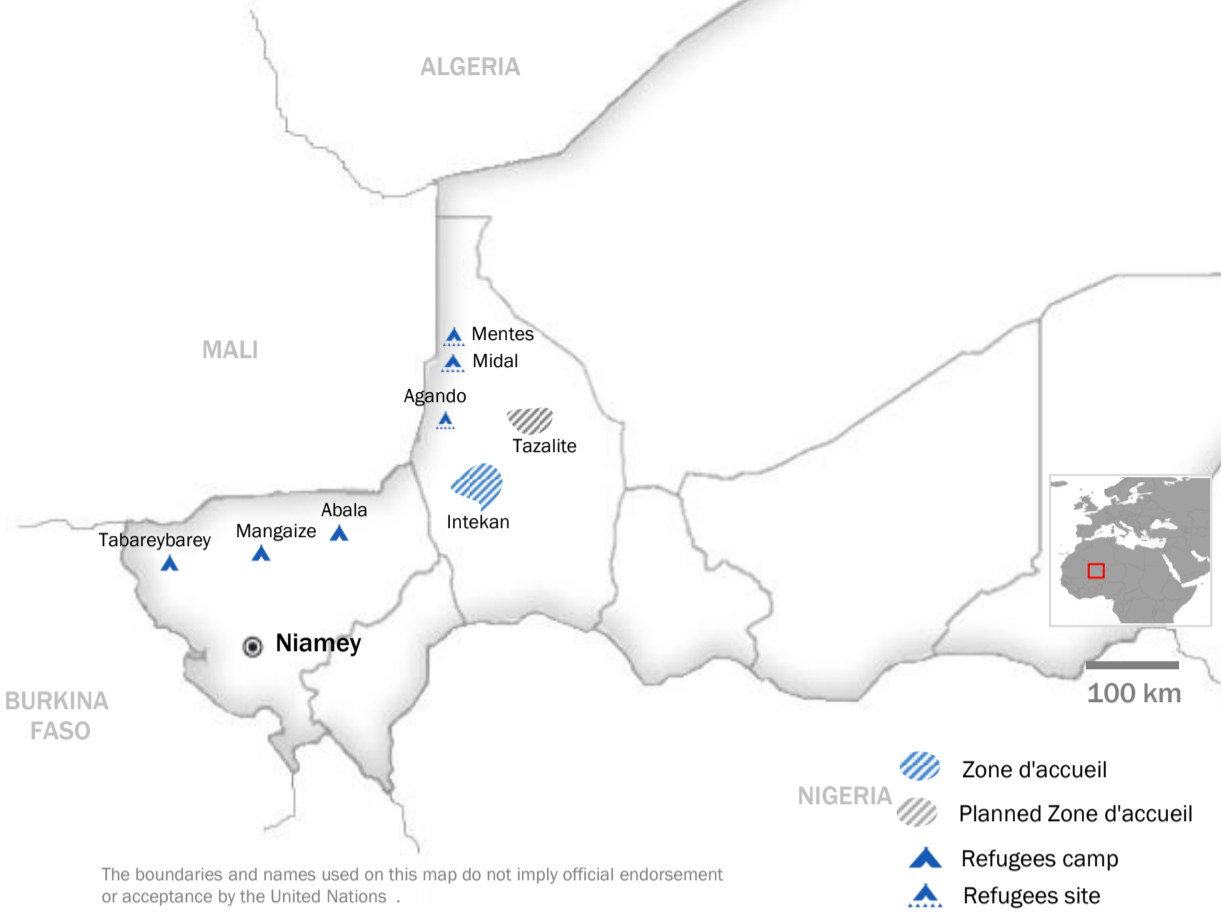
Population Planning Figures for Niger in order to provide means for the Humanitarian communities to plan its activities pending the completion of the countrywide individual registration. This figure is a national estimate.



Registration Level II & Continuous Registration Trends as of 30 may 2013

↗	44,392	Individual Registered
↘	7,356	Awaiting Registration
→	5,000	Estimation of Individual living in spontaneous sites and not registered
↗	3,991	Returnees (Niger Nationals)

The Arrow trends (Up, Down, Same) are the trends compared to the 30 April 2013.  
Currently those trends don't replace the population planning figures.

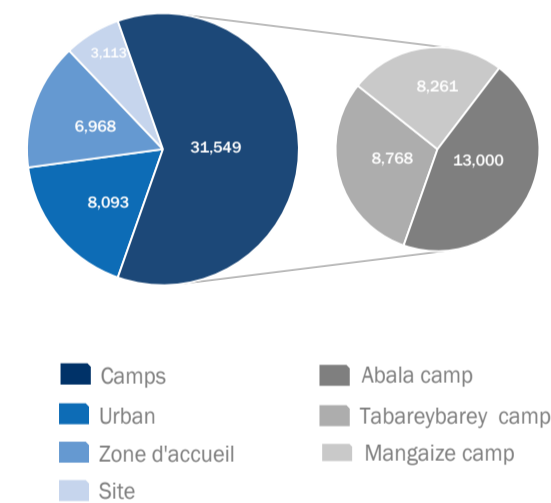




Operational Highlights

The security situation which had remained largely calm during the month of May., deteriorated on the 23th May with the MUJAO's terrorist attack in Agadez and Arlit 1,266 malian new arrival during the month of May. Protection interviews showed that family reunifation and food insecurity in northern Mali are the main reason of flight UNHCR also worked in Niger to contain cholera epidemic in refugee camps. Our Response Activities consisted in implementing emergency health and sanitation measures, such as increasing the supply of clean water. The affected refugees are being treated in the Cholera Treatment Centres run by Medecins Sans Frontieres (-Suisse).

Refugees Population by settlement



63% of Malian refugees are living in camps

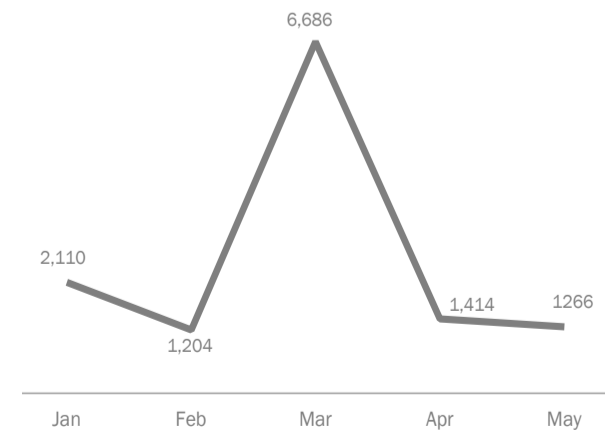
Basic Indicators Matrix

	Public Health	Nutrition	Food Security	WASH	Education		Shelter
Indicators	Under 5 Mortality Rate	Global Acute Malnutrition rate (GAM)	Wet Feeding frequentation	Litres water / person / day	Percentage of girls enrolled in Primary School (Grades 1-8)	Percentage of boys enrolled in Primary School (Grades 1-8)	Average camp area per person
Units	/10,000/day	%	%	Litres	%	%	m2
Standard	< 2	< 10%	> 70%	> 15 L	100%	100%	≥45m2
Mangaize	✓ 0.2	✓ 5.3	⚠ 64.5	✓ 18.94	✗ 62	✗ 60	✓ 87.33
Abala	✓ 0.2	✓ 7.0	⚠ 62.9	✗ 13.17	✗ 49	✗ 40	✓ 146.73
Tabareybarey	✓ 0	✓ 8.1	✓ 81.6	✓ 18.36	✗ 34	45	✓ 92.86

This matrix is based on data available on 30 May 2013.

New arrivals since 11 January 2013

12,680: Total population of new malian refugees in Niger since the starting of Operation Serva



Key events since 1st April 2013

