

Sunday 19th July 2015

## Burundian Refugees in Rwanda

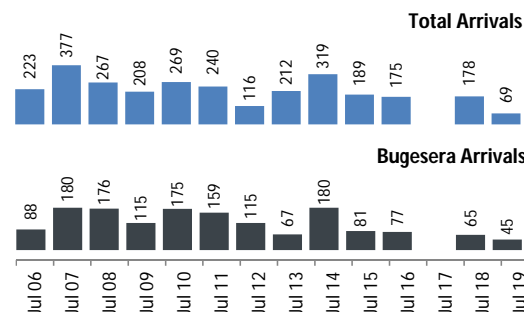
### Daily Statistics

Registered on 19 July 2015

Kigali	-
Mahama	-
Nyagatare	-
<b>Total</b>	-

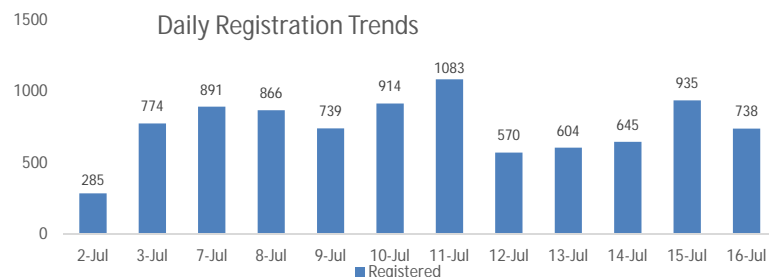
Camp / Reception Centre Population

Bugesera*	14,227	4,281
Nyanza*	1,098	278
Nyagatare**	719	287
Mahama**	30,290	12,785
Kigali	21,173	7,315
Huye	2,233	628
Districts	29	
<b>Total</b>	<b>69,769</b>	<b>25,574</b>



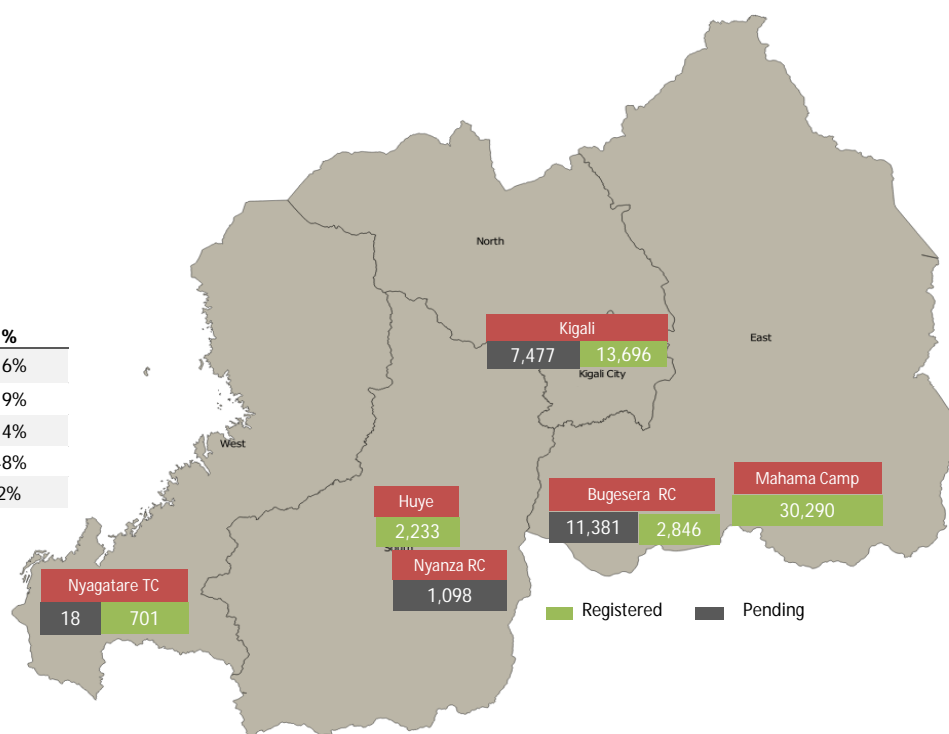
	<b>69,769</b>	<b>Total</b>
	<b>49,766</b>	Registered
	<b>20,003</b>	Pending

Nyanza Arrivals :2 Rusizi Arrivals:0 Mahama Arrivals: 22



### Breakdown of Registered Population

Area of Origin	Population	Age Cohort	Female	Male	Total	%
Kirundo	22,275	0 - 4 years	3,977	4,173	8,150	16%
Bujumbura Mairie	16,990	5 - 11 years	4,686	4,748	9,434	19%
Muyinga	3,087	12 - 17 years	3,553	3,631	7,184	14%
Ngozi	1,533	18 - 59 years	12,724	11,399	24,123	48%
Karuzi	729	60 + years	595	280	875	2%
Kayanza	468	<b>Total</b>	<b>25,535</b>	<b>24,231</b>	<b>49,766</b>	
Cibitoke	354					
Mwaro	326					
Ruyigi	279					
Others	3,725					
<b>Total</b>	<b>49,766</b>					



\*Source: MIDIMAR Camp Manager

\*\* Figures represent where individuals were registered but not necessarily their current physical location.

Individuals pending in Bugesera have undergone level 1 biometric registration

For more information please visit our website: <http://data.unhcr.org/burundi/country.php?id=182>