

# INTER-AGENCY MEETING 13 AUGUST 2015



@Copyright UNHCR/F. Noy.

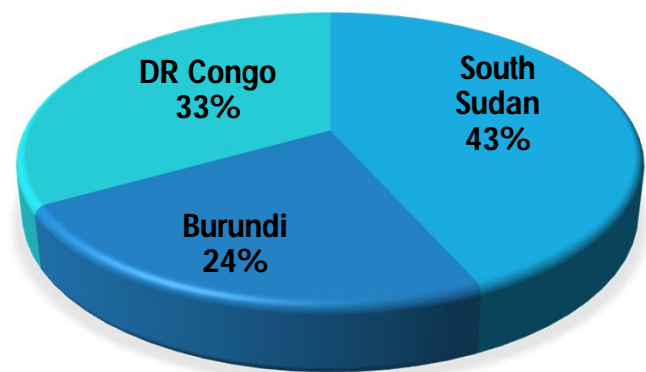
## Agenda

1. Situation Updates
  - 1.1 Burundi Refugee Situation
  - 1.2 South Sudan Refugee Situation
2. Burundi refugee situation – contingency plan
3. Information management (inter-agency operational data)
4. Any other business



UNHCR Branch office , Kampala Uganda  
Plot 11/13 Mackenzie Close , off  
Mackenzie Vale , Kololo.

# REFUGEE INFLUX 2015

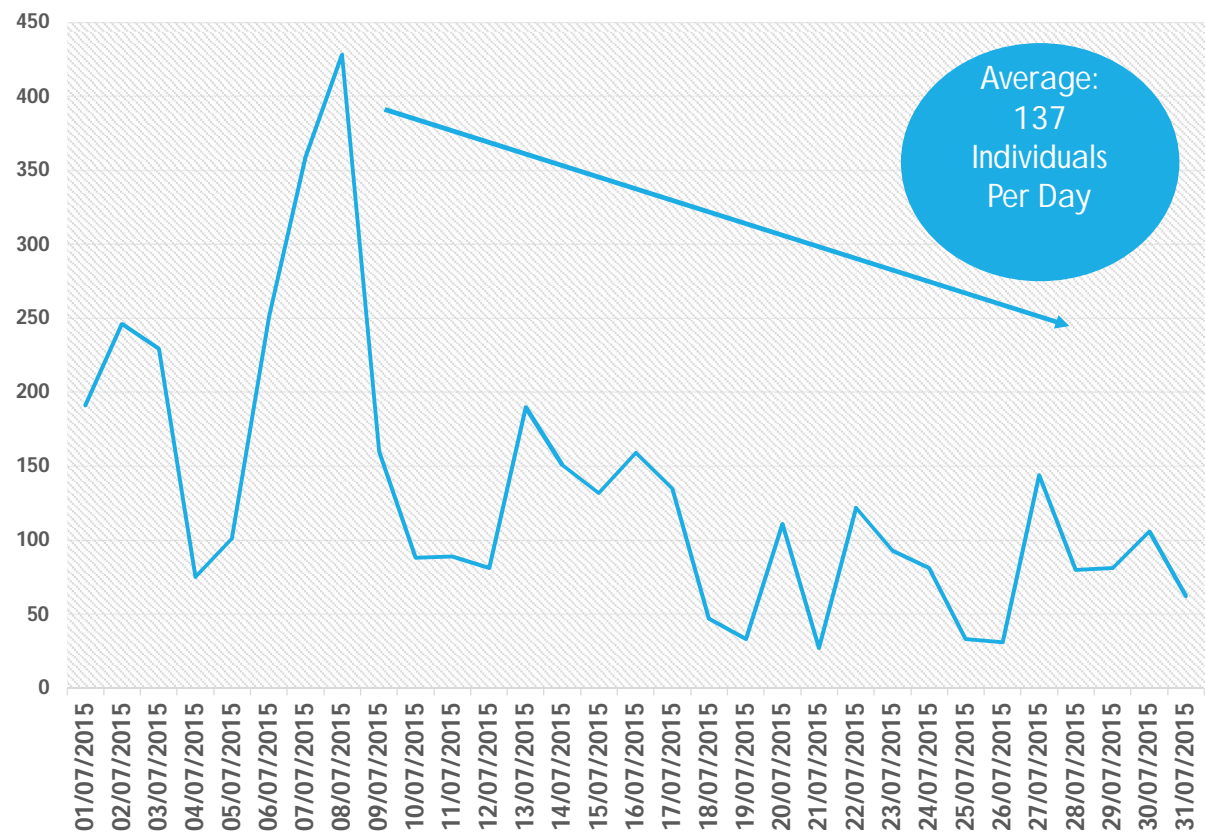


Total (30 July 2015)

Country	Total
South Sudan	24,139
Burundi	13,086
DR Congo	18,479
Grand Total	55,704

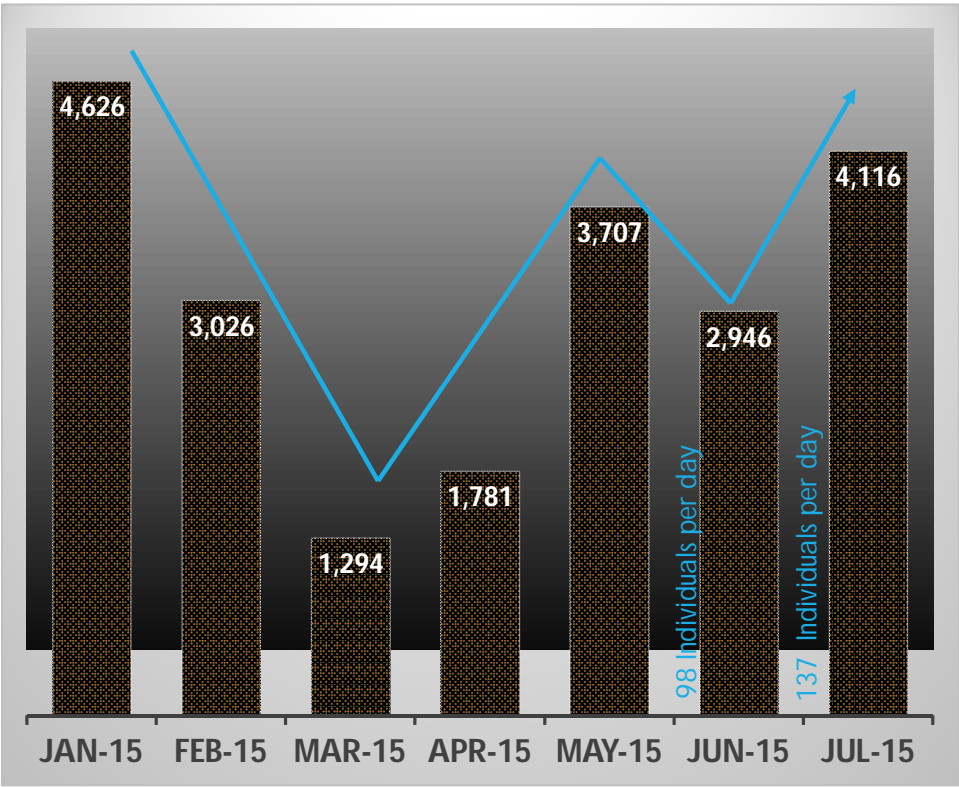
# SOUTH SUDANESE REFUGEE INFLUX

Trend in July ,2015



Source : Government (OPM)

Medium-term trend in 2015




# SOUTH SUDAN REFUGEE RESPONSE OPERATIONAL INDICATORS/ STATISTICS

	SGBV		WASH			HEALTH			ENERGY
	SGBV incidents	SGBV survivors supported	Litres water / person / day	Persons / latrine	Persons / hygiene promoter	Crude Mortality Rate	Under 5 Mortality Rate	Maternal Deaths	% of HH received >50% domestic fuel needs
Units	incidents	IND	l / p / d	p / l	IND	deaths/10,000/day		IND	%
Time frame	This month		Average for this month			Average for this month		This month	This month
Sphere Indicator			>15 lpd	<50	<500	<1	<2		-
Adjumani	5	5	18.00	35.00	1000	0.01	0.02	0.00	n/a
Arua/Rhino	3	3	17.90	9.00	510	0.00	0.00	0.00	n/a
Kiryandongo	3	3	15.5	14.0	653	0.00	0.00	0	
Kampala									
TOTAL / AVERAGE	11	11	17.1	19.3	721	0.00	0.01	0	0%

		NUTRITION				SHELTER AND SITE				
		Treatment of SAM		Treatment of MAM		Average dwelling floor size per person	Average plot area per person	% of households		
		# of children (6-59 months) admitted for treatment	% Recovery Rate	# of children (6-59 months) admitted for treatment	% Recovery Rate			Communal shelter	Family emergency shelter	Family semi-permanent structures
Units		IND	%	IND	%	m² / person		%		
Time frame		This month				Average for this month		As of 31st of month		
Sphere Indicator			>75%		>75%	>3.5m²	>45m²			
Adjumani		39	76.90	64	80.10	Uganda does not report on dwelling floor size per person as the refugees build their own shelter	180.0	3.00%	0.00%	97.00%
Arua/Rhino		33	77.30	52	82.30		120.0	0.00%	0.00%	100.00%
Kiryandongo		18	92.30	105	85.00		500.0	0%		
Kampala										
TOTAL / AVERAGE		90.00	82.17	221.00	247.40		266.67	1.00%	0.00%	98.50%

	CHILD PROTECTION				EDUCATION			
	Unaccompanied children	Separated children	Best Interest Assessments	# of children attending Child Friendly Spaces	% of children			
					Pre-primary age enrolled in pre-primary education	Primary age enrolled in primary school	Secondary age enrolled in secondary school	
Units	IND	IND	BIAs	IND	%			
Time frame	Current caseload as of 30th of month		This month	This month	as of 30th of month			
Adjumani	60	1,123	421	11,793	76%	65%	2.00%	
Arua/Rhino	17	31	30	1,340	52%	64%	0.04%	
Kiryandongo	106	2,086	71	2,194	26%	65%	16%	
Kampala								
	TOTAL	183	3,240	522	15,327	51%	65%	

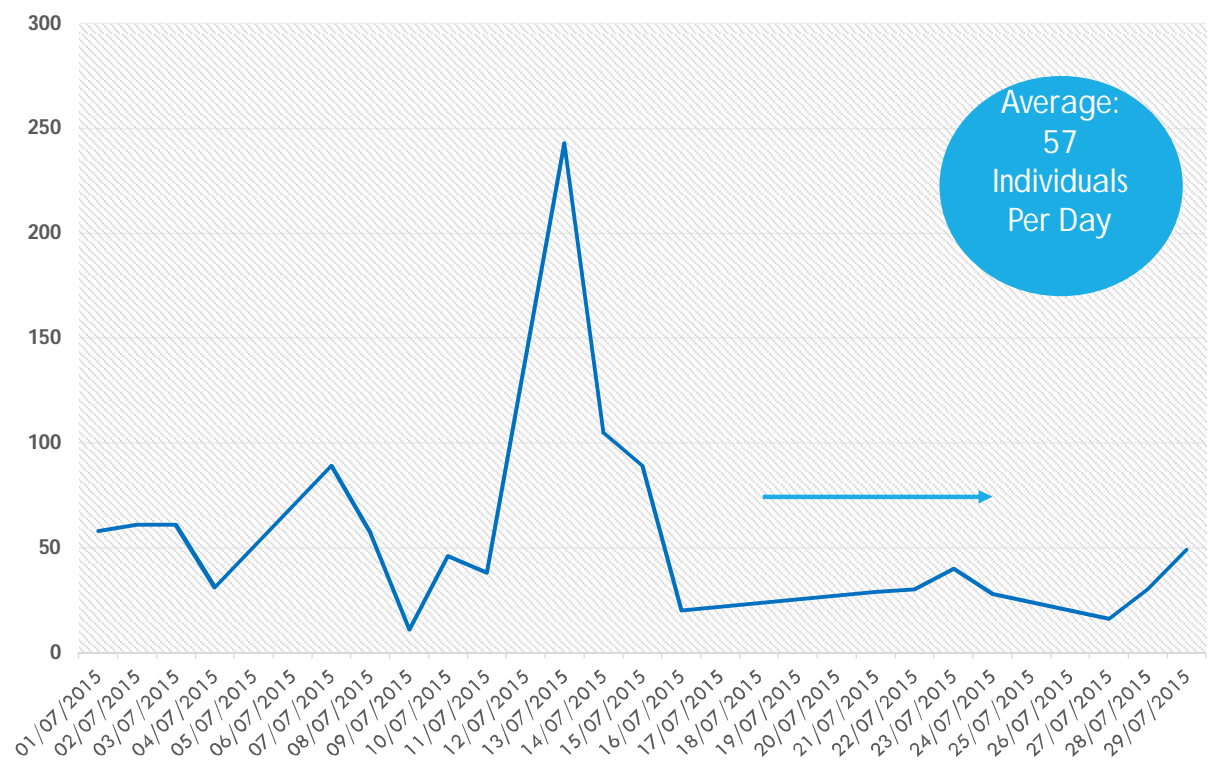
# SOUTH SUDAN REFUGEE RESPONSE OPERATIONAL HIGHLIGHTS

- Early July, rapid increase in arrivals – up to 4,000 ind. in TC – pressure on TC now reduced, approx. 1,000 ind.
  - Peaceful coexistence between different refugee groups continues to be an area which requires attention – measures were taken in relation to settlement planning;
  - More settlement areas will need to be developed requiring more investment in infrastructure for the provision of basic services (Maaji, Ayilo I settlement extensions; possibly other areas)
  - Continued high risk for more refugee influxes
- 



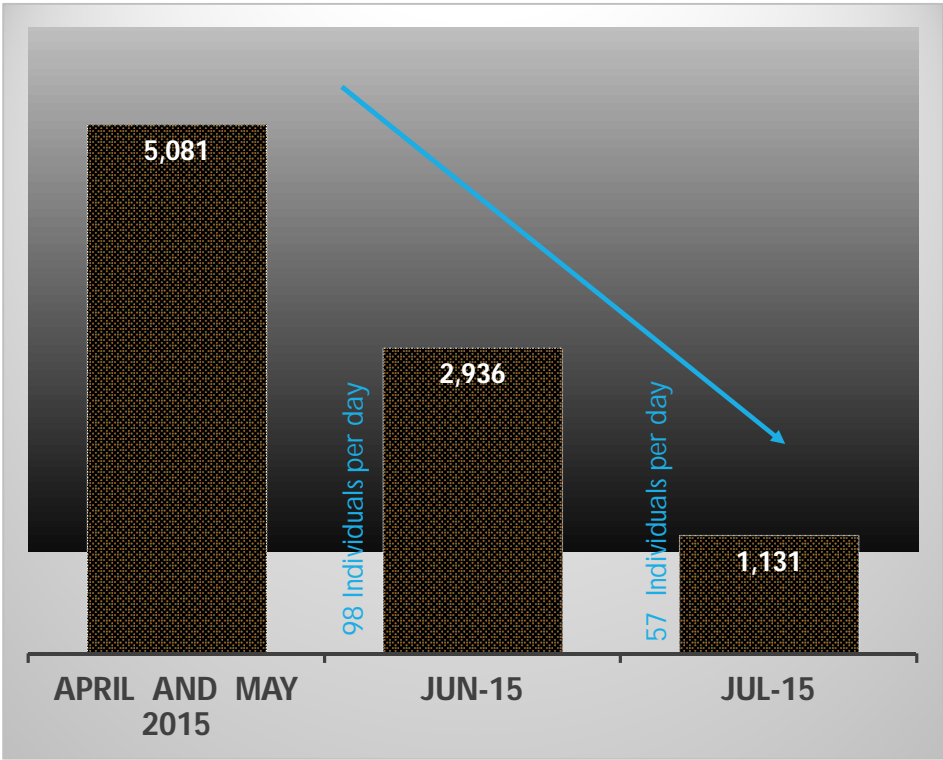
# BURUNDI REFUGEE INFLUX

Trend in July ,2015



Source : Government (OPM)

Medium-term trend in 2015



# BURUNDI REFUGEE RESPONSE OPERATIONAL HIGHLIGHTS

- The majority of arrivals continue to be women and children, which requires the response to be designed for their needs;
- Water and sanitation facilities continue to be of concern in the new Nakivale settlement areas;
- WATSAN indicators continue to be below emergency minimum standards, albeit not critical;
- Water trucking ongoing as interim measure – heavy investment required in water and sanitation infrastructure;
- School facilities are being improved jointly by UNICEF and UNHCR;
- Current settlement areas in Nakivale will shortly reach their absorption limit – need to review contingency strategy for new settlement sites;

--

Updated Regional Refugee Response Plan (Burundi situation) launched

– Uganda now included, total requirements US\$ 21.4 mio

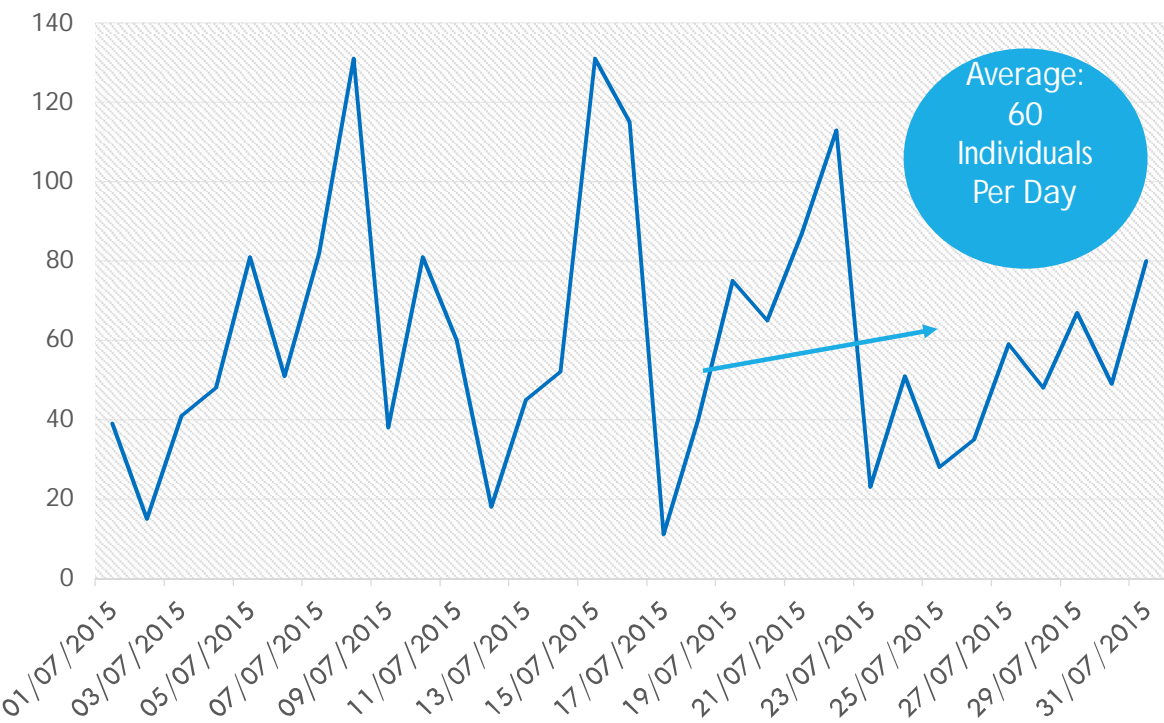
Central Emergency Response Fund (UN NY) funds Burundi response with US\$ 3.3 mio

Various agency reci

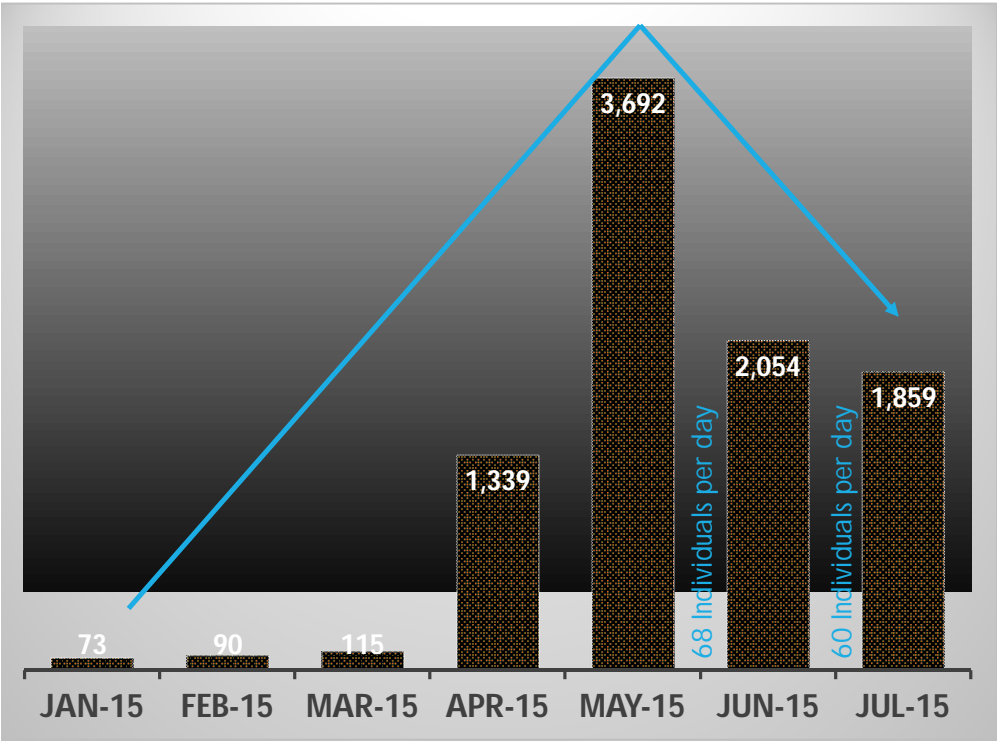


# DR CONGO REFUGEE INFLUX

Trend in July ,2015



Medium-term Trend in 2015



Source : Government (OPM)

# INFORMATION MANAGEMENT

UNHCR Web-Portal : [www.data.unhcr.org](http://www.data.unhcr.org)

Agency IM focal points

Who's doing what where (3Ws)



# UGANDA: Burundi Refugee Situation

## Who's Doing What Where (July 2015)



### Coordination and Monitoring

Government (OPM)  
UNHCR



### Protection

RTP      DRC  
ARC      LWF  
HIJRA    ICRC  
DRC  
LWF



### Shelter and NFIs

ARC  
Nsamizi  
HIJRA



### Food and Food Security



### Health and Nutrition

MTI  
AHA



### Energy and Environment

Nsamizi



### WASH

ARC  
HIJRA  
DRC  
LWF



### Education



### Livelihood

Nsamizi



### Logistics and Transport

AIRD      DRC  
ARC      LWF  
Nsamizi  
HIJRA

### Partners

Office of Prime Minister (OPM)  
African Humanitarian Action, (AHA)  
African Initiative For Relief and Development (AIRD )  
American Refugee Committee (ARC)  
Danish Refugee Council (DRC)  
Humanitarian Initiative Just Relief (HIJRA)  
International Committee of the Red Cross(ICRC)  
Lutheran World Federation, (LWF)  
Medical Teams International (MTI)  
Nsamizi Training Institute For Development  
Right to play ( RTP)

### WHERE

Region	South West						
District	All	Bundibugyo	Isingiro		Kamwenge	Kisoro	Kyenjojo
Settlement			Nakivale	Orchinga	Kyaka II	Nyakabande TC	
	Nsamizi	HIJRA	ARC	ARC	AHA	HIJRA	AHA
	AIRD		RTP	RTP	LWF	MTI	DRC
	ICRC		HIJRA	HIJRA			