



On 13-Oct-2015

497	Inds Arrived (new) in Country
377	Inds Biometrically Registered
388	Inds Reg'd (Household Level)

Burundians (Influx) in Camp/TC/RC

		
Nyarugusu Camp	99,415	33,624
Nduta Camp	5,133	731
Lumasi TC	431	170
Kagunga/Other RC	-	-
Total	104,979	34,525

431 Individuals are in RC/TC Pending Relocation to Camp

Areas of Origin (Biometric Reg)

Origin Country	Province	Female	Male	Total	%
Burundi	Makamba	27,437	25,960	53,397	52%
	Bururi	5,973	5,918	11,891	12%
	Rutana	3,693	3,777	7,470	7%
	Muyinga	2,903	2,545	5,448	5%
	Ruyigi	3,372	3,554	6,926	7%
	Bujumbura Mairie	1,433	1,655	3,088	3%
	Bujumbura Rural	1,280	1,210	2,490	2%
	Gitega	972	1,410	2,382	2%
	Kirundo	1,143	1,093	2,236	2%
	Karuzi	733	1,247	1,980	2%
	Cankuzo	826	837	1,663	2%
	Ngozi	452	430	882	1%
	Cibitoke	242	243	485	0%
	Bubanza	189	219	408	0%
	Kayanza	181	193	374	0%
	Muramvya	136	170	306	0%
	Mwaro	69	83	152	0%
Congo DR	Sud Kivu (ADM1)	637	700	1,337	1%
	Nord Kivu	18	25	43	0%
	Katanga	7	8	15	0%
	Kasai Oriental	0	3	3	0%
	Bas Congo	1	1	2	0%
	Kinshasha	0	1	1	0%
Rwanda	Butare	7	0	7	0%
	Kibungo	0	1	1	0%
Total		51,704	51,283	102,987	100%

Age & Gender Breakdown (Biometric Reg)

Age Cohort	Female	Male	Total	%
0-4 Yrs	9,956	10,086	20,042	19.0%
5-11 Yrs	11,708	11,772	23,480	23.6%
12-17 rs	8,531	8,562	17,093	17.4%
18-59 Yrs	20,286	19,944	40,230	37.7%
=>60 Yrs	1,223	919	2,142	2.1%
Total	51,704	51,283	102,987	
	50.2%	49.8%		

Pop of Concern in Camps

Origin	Pre-Influx	Influx	Total	%
Burundi	3,338	104,548	107,886	62.8%
Congo (DR)	62,203	1,401	63,604	37.0%
Rwanda	83	8	91	0.1%
Uganda	18		18	0.0%
Sudan	9		9	0.0%
Kenya	8		8	0.0%
Others	63		63	0.0%
Total	65,722	105,957	171,679	



UNHCR Tanzania
Registration Section

105,957

Total
(Arrivals in Camp)

102,987

Registered
(Biometrics)

2,970

Pending
(Biometrics)

166,546

Nyarugusu Pop
(Pre-Influx + Influx)

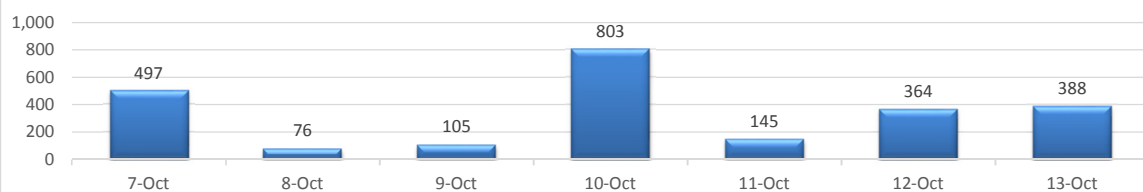
5,133

Nduta Camp Pop
(Influx)

171,679

Total Pop
(Nduta & Nyarugusu)

Arrivals in Camp (last 7 days)



Arrivals in Camp by Week

