



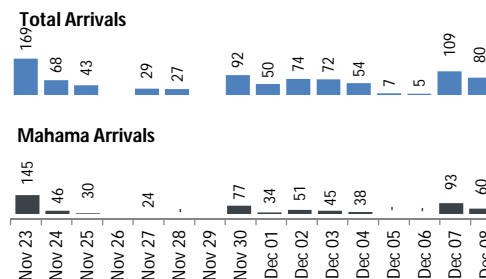
Daily Statistics


Registered on 8th December 2015 

Mahama	143
Kigali	-
Nyagatare	-
Total	143

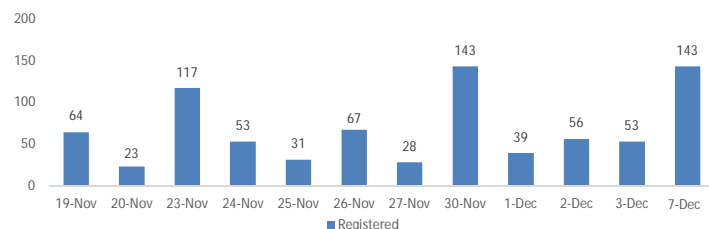
Camp / Reception Centre Population 

Bugesera*	493	164
Nyanza*	320	98
Nyagatare*	157	73
Mahama	45,098	17,874
Kigali	21,752	9,279
Huye	2,729	889
Total	70,549	28,377



	70,549	Total Active Refugees
	69,736	Registered L2
	813	Registered L1**
	2,060	Temporarily Inactivated***
	72,609	Active + Inactive Refugees
Nyanza Arrivals :10 Bugesera Arrivals :6 Rusizi Arrivals :4		

Daily Registration Trends

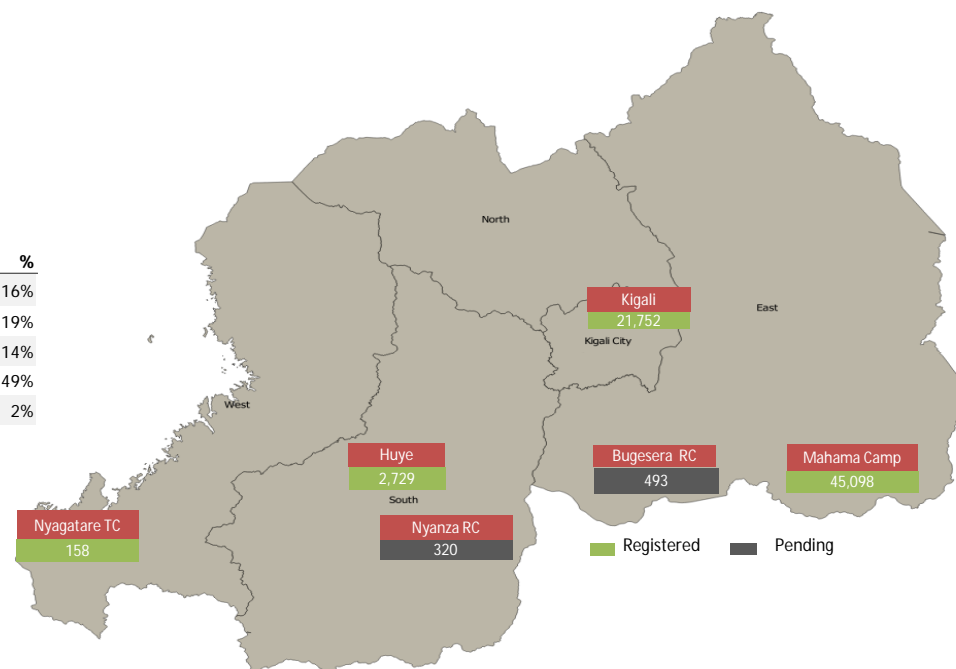


Area of Origin

Kirundo	31,049
Bujumbura	23,559
Muyinga	6,178
Ngozi	2,634
Karuzi	1,131
Kayanza	747
Cibitoke	411
Bubanza	359
Gitega	371
Mwaro	296
Others	3,001
Total	69,736

Age Cohort	Female	Male	Total	%
0 - 4 years	5,601	5,879	11,480	16%
5 - 11 years	6,597	6,490	13,087	19%
12 - 17 years	4,699	4,807	9,506	14%
18 - 59 years	17,778	16,519	34,297	49%
60 + years	915	451	1,366	2%
Total	35,590	34,146	69,736	

Women and children make up **76%** of the registered population



*Source: MIDIMAR Camp Manager

**6,696 Individuals registered L1 left who the Reception/Transit centers without authorization and their whereabouts are unknown were dropped from the stats.

*** Inactivated due to absence at food distribution for 3 or more consecutive months (1,277) or spontaneous departure to BDI (783)

Individuals in Bugesera and Nyanza RCs have undergone level 1 biometric registration

For more information please visit our website: <http://data.unhcr.org/burundi/country.php?id=182>