

**On 06-Jan-2016**

<b>291</b>	<b>Inds Arrived (new) in Country</b>
591	Inds Biometrically Registered
291	Inds Reg'd (Household Level)

**Age & Gender Composition (New Arrivals - Biometric Registered)**


Age Cohort	Male	Female	Total	%
0-4 Yrs	11,835	12,193	24,028	19.0%
5-11 Yrs	13,577	13,663	27,240	23.6%
12-17 Yrs	9,716	9,941	19,657	17.4%
18-59 Yrs	23,965	24,542	48,507	37.7%
=>60 Yrs	1,399	1,101	2,500	2.1%
<b>Total</b>	<b>60,492</b>	<b>61,440</b>	<b>121,932</b>	
	49.6%	50.4%		

**Areas of Origin (Biometric Registered)**

Origin Country	Province	Male	Female	Total	%
<b>Burundi</b>	Makamba	29,253	28,345	57,598	47%
	Bururi	6,266	6,435	12,701	10%
	Ruyigi	6,225	6,205	12,430	10%
	Rutana	4,441	4,640	9,081	7%
	Muyinga	3,715	3,466	7,181	6%
	Bujumbura Mairie	1,628	2,025	3,653	3%
	Gitega	1,371	1,832	3,203	3%
	Kirundo	1,449	1,440	2,889	2%
	Bujumbura Rural	1,405	1,379	2,784	2%
	Karuzi	987	1,614	2,601	2%
	Cankuzo	1,291	1,357	2,648	2%
	Ngozi	691	683	1,374	1%
	Cibitoke	287	295	582	0%
	Bubanza	228	256	484	0%
	Kayanza	268	287	555	0%
Muramvya	173	243	416	0%	
Mwaro	78	99	177	0%	
<b>Congo DR</b>	Sud Kivu (ADM1)	694	774	1,468	1%
	Nord Kivu	21	41	62	0%
	Katanga	10	14	24	0%
	Kasai Oriental	0	3	3	0%
	Bas Congo	1	1	2	0%
<b>Rwanda/Others</b>	Kinshasha	2	5	7	0%
	Butare	8	0	8	0%
	Kibungo	0	1	1	0%
<b>Total</b>		<b>60,492</b>	<b>61,440</b>	<b>121,932</b>	<b>100%</b>

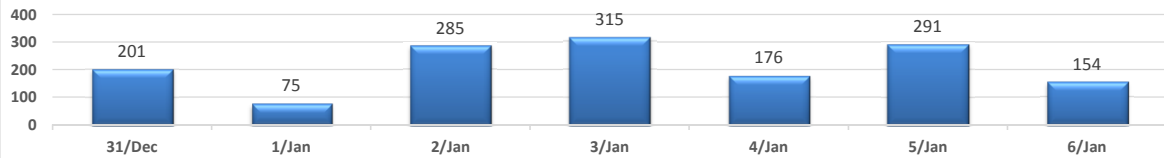
**Population of Concern in Camps & Transit Center**

Origin Country	Pre-Influx Pop	Post April 2015 (Influx)			Population of Concern	
	Nyarugusu	Nyarugusu	Nduta	Transit Center	Total	
Burundi	3189	83,110	39,567	162	122,839	126,028 66.4%
Congo (DR)	61887	1,658			1,658	63,545 33.5%
Rwanda	83	9			9	92 0.0%
Uganda	17				0	17 0.0%
Sudan	9				0	9 0.0%
Kenya	13				0	13 0.0%
Others	67				0	67 0.0%
<b>Total</b>	<b>65,265</b>	<b>84,777</b>	<b>39,567</b>	<b>162</b>	<b>124,506</b>	<b>189,771 100.0%</b>

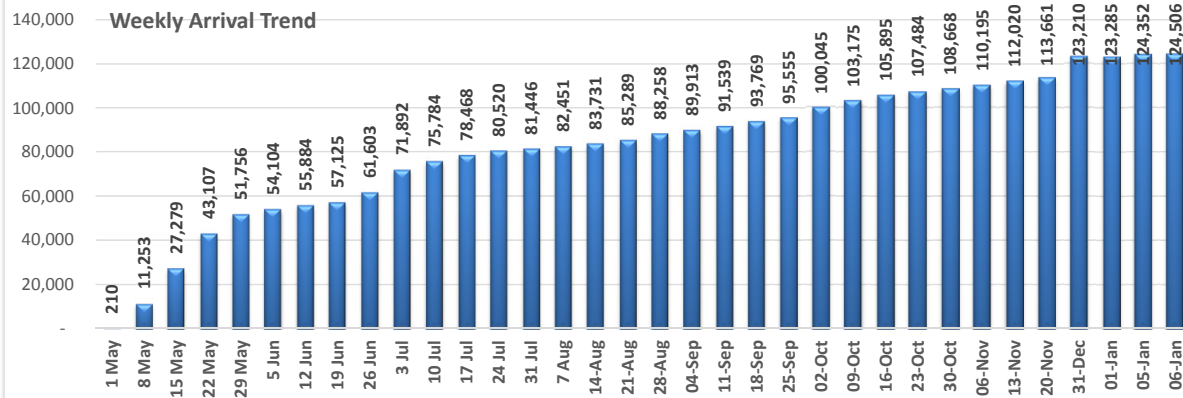


<b>124,506</b>	<b>Total New Arrivals</b>
<b>121,932</b>	<b>Biometric Registered</b>
<b>2,574</b>	<b>Pending Biometric Registration</b>
<b>150,042</b>	<b>Nyarugusu Pop (Pre-Influx + Influx)</b>
<b>39,567</b>	<b>Nduta Camp Pop (Influx)</b>
<b>162</b>	<b>Lumasi Transit Center</b>
<b>189,771</b>	<b>Total Population of Concern</b>

**Arrivals (last 7 days)**



**Weekly Arrival Trend**



The current Burundi refugee situation began late April 2015 with the initial arrival of 210 persons of concern. The months that followed saw a significantly high number of persons of concern arriving in Tanzania, mainly through Kagunga, a tiny border village along Lake Tanganyika and other entry point in Buhigwe district. The population was assisted to relocate to Nyarugusu camp, which was already host to 65,000 persons of concern, mainly DR Congolese. The camp quickly ran out of capacity to host the new population; prompting the opening of a new camp, Nduta, in Kibondo district on 07-Oct-2015. Nduta's capacity has been put at 50,000. Another camp, Mtendeli is being constructed in Kakonko district. The two new camps will host only Burundian refugees, while other nationals fleeing the current Burundi situation will continue to be hosted in Nyarugusu.