

Monday 11th January 2016

## Burundian Refugees in Rwanda



### Daily Statistics

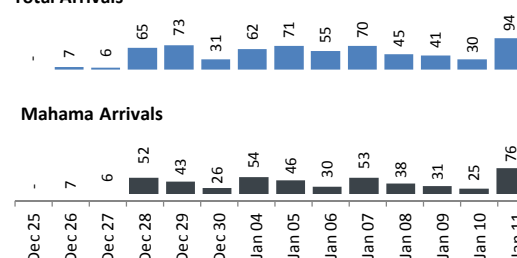
Registered on 11 January 2016

Mahama	84
Kigali	-
Nyagatare	-
<b>Total</b>	<b>84</b>

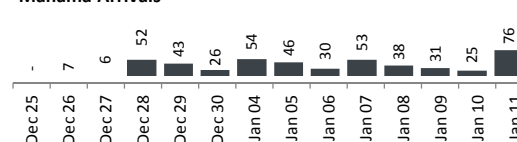
Camp / Reception Centre Population

Bugesera*	658	210
Nyanza*	409	128
Nyagatare*	204	79
Mahama	45,236	17,694
Kigali	22,084	9,559
Huye	2,819	950
<b>Total</b>	<b>71,410</b>	<b>28,620</b>

Total Arrivals



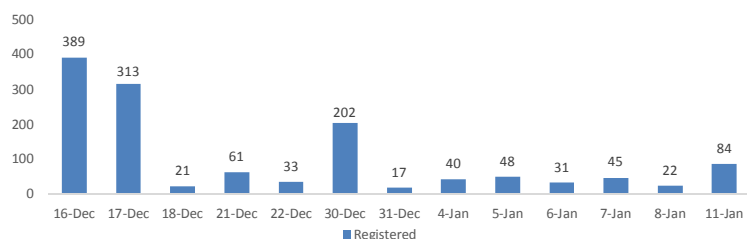
Mahama Arrivals



<b>71,410</b>	<b>Total Active Refugees</b>
<b>70,593</b>	Registered L2
<b>817</b>	Registered L1**
<b>2,851</b>	Temporarily Inactivated***
<b>74,261</b>	Active + Inactive Refugees

Nyanza Arrivals : Bugesera Arrivals : 14 Rusizi Arrivals : 4

Daily Registration Trends



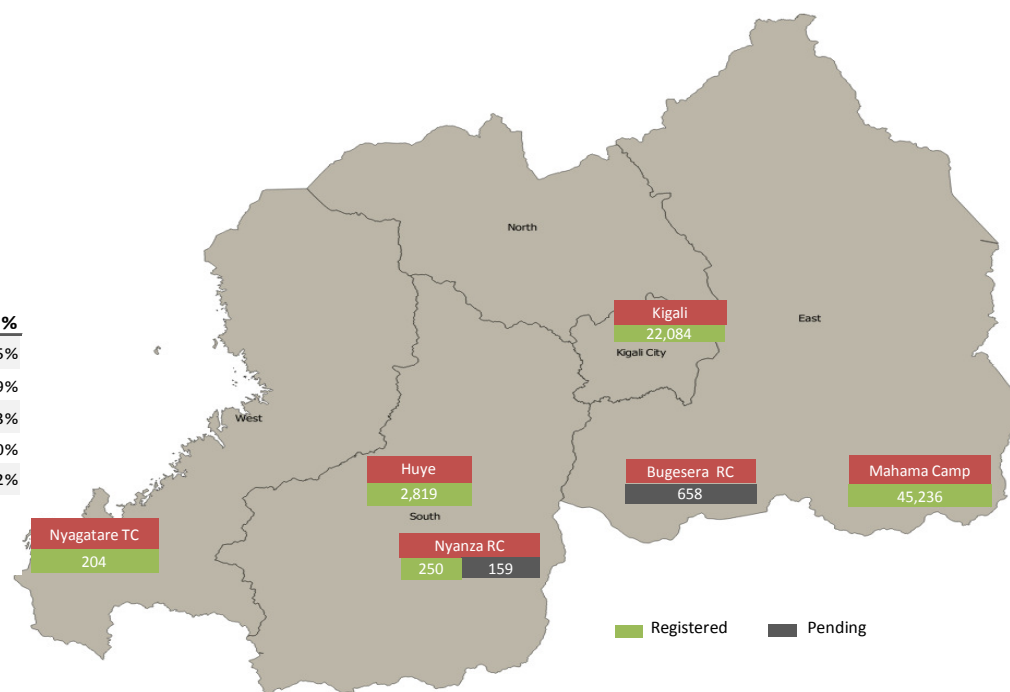
Area of Origin

Kirundo	31,174
Bujumbura	23,879
Muyinga	6,260
Ngozi	2,639
Karuzi	1,118
Kayanza	761
Cibitoke	467
Bubanza	362
Gitega	371
Mwaro	289
Others	3,273
<b>Total</b>	<b>70,593</b>

Age Cohort

Age Cohort	Female	Male	Total	%
0 - 4 years	5,180	5,429	10,609	15%
5 - 11 years	6,796	6,799	13,595	19%
12 - 17 years	4,654	4,866	9,520	13%
18 - 59 years	18,262	17,143	35,405	50%
60 + years	967	497	1,464	2%
<b>Total</b>	<b>35,859</b>	<b>34,734</b>	<b>70,593</b>	

Women and children make up 75% of the registered population



\* Source: MIDIMAR. All other sources are UNHCR

\*\*\* Inactivated due to absence at food distribution for 3 or more consecutive months in Nov and Dec (2,068) or spontaneous departure to BDI (783)

Individuals registered in Nyanza and Bugesera RCs have undergone level 1 biometric registration

For more information please visit our website: <http://data.unhcr.org/burundi/country.php?id=182>