

On 17-Jan-2016

238	Inds Arrived (new) in Country
-	Inds Biometrically Registered
238	Inds Reg'd (Household Level)


## Age & Gender Composition (New Arrivals - Biometric Registered)

Age Cohort	Male	Female	Children	%
0-4 Yrs	12,007	12,353	24,360	19.0%
5-11 Yrs	13,774	13,859	27,633	23.6%
12-17 rs	9,823	10,151	19,974	17.4%
18-59 Yrs	24,312	25,296	49,608	37.7%
=>60 Yrs	1,413	1,118	2,531	2.1%
<b>Total</b>	<b>61,329</b>	<b>62,777</b>	<b>124,106</b>	
	49.4%	50.6%		

## Areas of Origin (Biometric Registered)

Origin Country	Province	Male	Female	Children	%
Burundi	Makamba	29,315	28,461	57,776	47%
	Bururi	6,318	6,499	12,817	10%
	Ruyigi	6,474	6,639	13,113	11%
	Rutana	4,477	4,701	9,178	7%
	Muyinga	3,822	3,608	7,430	6%
	Bujumbura Mairie	1,659	2,087	3,746	3%
	Gitega	1,391	1,883	3,274	3%
	Kirundo	1,467	1,469	2,936	2%
	Bujumbura Rural	1,417	1,431	2,848	2%
	Karuzi	1,024	1,679	2,703	2%
	Cankuzo	1,371	1,468	2,839	2%
	Ngozi	706	701	1,407	1%
	Cibitoke	294	297	591	0%
	Bubanza	229	259	488	0%
	Kayanza	279	304	583	0%
	Muramvya	186	270	456	0%
	Mwaro	78	99	177	0%
	Sud Kivu (ADM1)	752	831	1,583	1%
	Nord Kivu	49	57	106	0%
	Katanga	10	24	34	0%
Congo DR	Kasai Oriental	0	3	3	0%
	Bas Congo	1	1	2	0%
	Kinshasha	2	5	7	0%
Rwanda/Others	Butare	8	0	8	0%
	Kibungo	0	1	1	0%
<b>Total</b>		<b>61,329</b>	<b>62,777</b>	<b>124,106</b>	<b>100%</b>

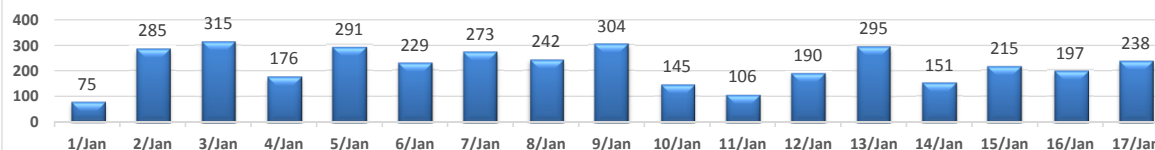
## Population of Concern in Camps & Transit Center

Origin Country	Pre-Influx Pop	Post April 2015 (Influx)					Total Population of Concern 	
	Nyarugusu	Nyarugusu	Nduta	Mtendeli	Transit Center	Total		
Burundi	3189	83,110	41,358	460	265	125,193	128,382	66.8%
Congo (DR)	61887	1,735				1,735	63,622	33.1%
Rwanda	83	9				9	92	0.0%
Uganda	17					0	17	0.0%
Sudan	9					0	9	0.0%
Kenya	13					0	13	0.0%
Others	67					0	67	0.0%
	65,265	84,854	41,358	460	265	126,937	192,202	100.0%

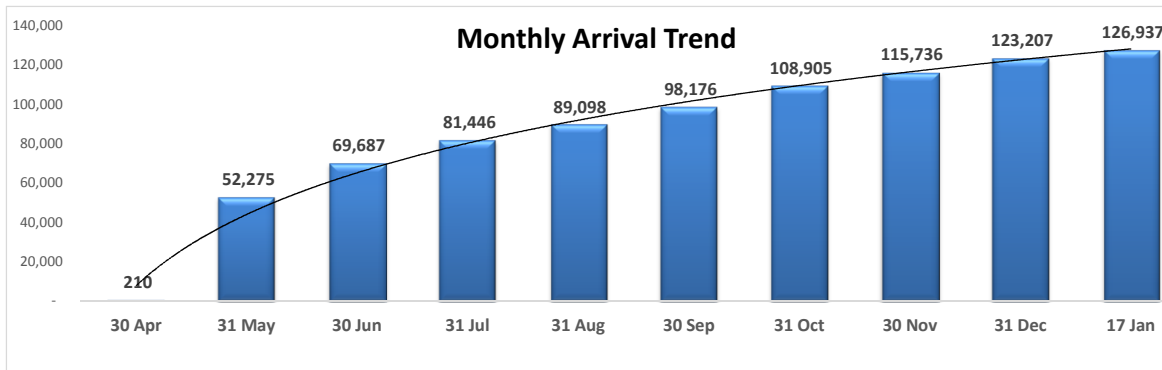

UNHCR Tanzania  
Registration Section

126,937	Total New Arrivals
124,106	Boimetric Registered
2,831	Pending Biometric Registration
150,116	Nyarugusu Pop (Pre-Influx + Influx)
41,358	Nduta Camp Pop (Influx)
463	Mtendeli Camp Pop (Influx)
265	Lumasi Transit Center
192,202	Total Population of Concern

## Arrivals (This Month)



## Monthly Arrival Trend



The current Burundi refugee situation in Tanzania began late April 2015. The months that followed saw significantly high number of persons of concern arriving in Tanzania, mainly through Kagunga, a tiny border village along Lake Tanganyika and other entry points in Kigoma region. The population was relocated to Nyarugusu camp, which was already host to 65,000 persons of concern, mainly DR Congolese. The camp quickly ran out of capacity to host the new population, prompting the opening of a new camp, Nduta, in Kibondo district on 07-Oct-2015. Nduta's capacity has been put at 50,000. Another camp, Mtendeli in Kikonko district, also began officially receiving refugees from Burundi on 07-Jan-2016. The two new camps will host only Burundian refugees, while other nationals fleeing the Burundi situation will continue to be hosted in Nyarugusu.