

Age and Gender Breakdown by Location (Biometric Registered)

Age Cohort	Gender	Location			Total	Registered
		Mtendeli	Nduta	Nyarugusu		
0-4	Male	1,959	5,532	6,838	14,329	29,049
	Female	2,003	5,666	7,051	14,720	
5-11	Male	2,279	6,119	6,723	15,121	30,458
	Female	2,318	6,638	6,381	15,337	
12-17	Male	1,615	5,145	4,056	10,816	22,279
	Female	1,606	6,464	3,393	11,463	
18-59	Male	4,079	8,550	14,951	27,580	57,774
	Female	4,122	9,988	16,084	30,194	
=>60	Male	221	403	953	1,577	2,889
	Female	208	381	723	1,312	
Total		20,410	54,886	67,153	142,449	
Average HH size		5,649	19,337	16,607		

Average Household (HH) size = 3.4; Average HH Size excluding HH size 1 = 4

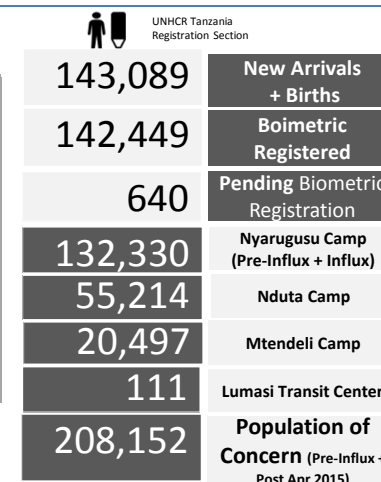


Areas of Origin (Biometric Registered)

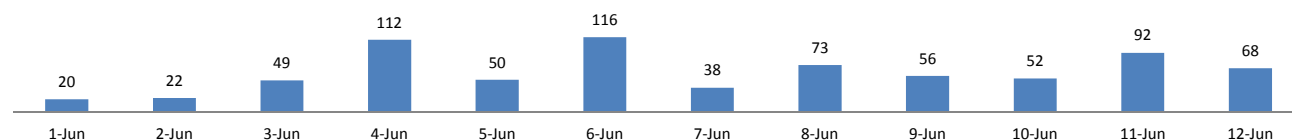
Origin Country	Province	Male	Female	Total	%
Burundi	Makamba	30,387	29,726	60,113	42%
	Ruyigi	8,726	9,531	18,257	13%
	Bururi	6,957	7,253	14,210	10%
	Rutana	4,760	5,134	9,894	7%
	Muyinga	4,810	4,755	9,565	7%
	Bujumbura Mairie	2,015	2,543	4,558	3%
	Cankuzo	2,006	2,287	4,293	3%
	Gitega	1,684	2,250	3,934	3%
	Kirundo	1,717	1,798	3,515	2%
	Karuzi	1,325	2,169	3,494	2%
	Bujumbura Rural	1,579	1,689	3,268	2%
	Ngozi	904	935	1,839	1%
	Kayanza	369	392	761	1%
	Cibitoke	327	361	688	0%
	Muramvya	247	372	619	0%
	Bubanza	266	317	583	0%
Mwaro	87	123	210	0%	
Congo DR	Sud Kivu (ADM1)	1,118	1,236	2,354	2%
	Nord Kivu	113	117	230	0%
	Katanga	12	24	36	0%
	Kinshasha	2	5	7	0%
	Kasai Oriental	0	3	3	0%
Bas Congo	1	1	2	0%	
Rwanda/Others	Butare	11	3	14	0%
	Kibungo	0	1	1	0%
Uganda	Others	1	1	2	0%
Total		69,423	73,026	142,449	100%

Population of Concern Distribution by Arrival Period

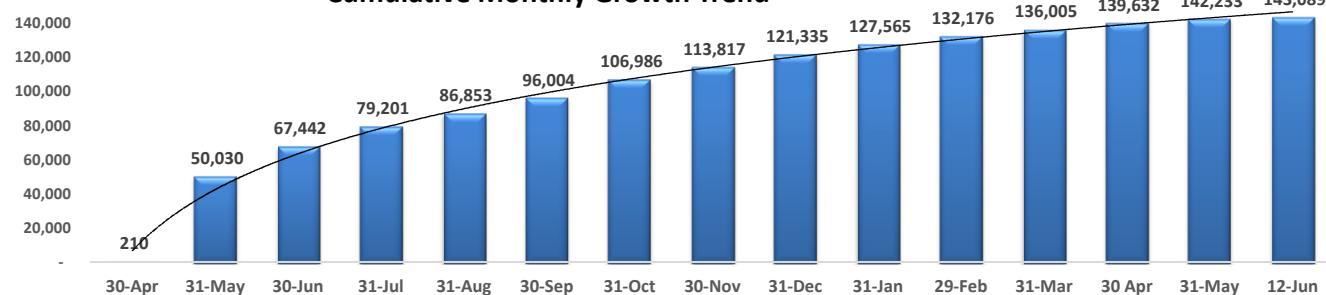
Origin Country	Pre-Influx Pop	Post April 2015 (Influx)						Total Post April 2015 (Influx)		Population of Concern (Pre-Influx + Post April 2015)			
		Nyarugusu		Nduta		Mtendeli						Transit Center	
	Arrivals	Births	Arrivals	Births	Arrivals	Births	Arrivals	Births					
Burundi	2,831	62,331	2,295	54,252	962	20,226	271	111	136,920	3,528	140,448	143,279	68.8%
Congo (DR)	62,048	2,570	56						2,570	56	2,626	64,674	31.1%
Rwanda	79	14							14		14	93	0.0%
Uganda	17	1							1		1	18	0.0%
Sudan	9											9	0.0%
Kenya	13											13	0.0%
Others	66											66	0.0%
Total		65,063	64,916	2,351	54,252	962	20,226	271	111	139,505	3,584	143,089	100.0%
			67,267		55,214		20,497						



Arrivals this Month (excluding Births)



Cumulative Monthly Growth Trend



The current Burundi refugee situation in Tanzania began late April 2015. The months that followed saw significantly high number of persons of concern arriving in Tanzania, mainly through Kagunga, a tiny border village along Lake Tanganyika and other entry points in Kigoma region. The population was relocated to Nyarugusu camp, which was already host to 65,000 persons of concern, mainly DR Congolese. The camp quickly ran out of capacity to host the new population, prompting the opening of a new camp, Nduta, in Kibondo district on 07-Oct-2015. Nduta's capacity has been put at 60,000. Another camp, Mtendeli in Kakonko district, also began officially receiving refugees from Burundi on 14-Jan-2016. The two new camps will host Burundian refugees, while other nationals fleeing the Burundi situation, mostly DR Congolese will continue to be hosted in Nyarugusu.