



FIRST QUARTER 2014

Funding Status

22% - 259\$m

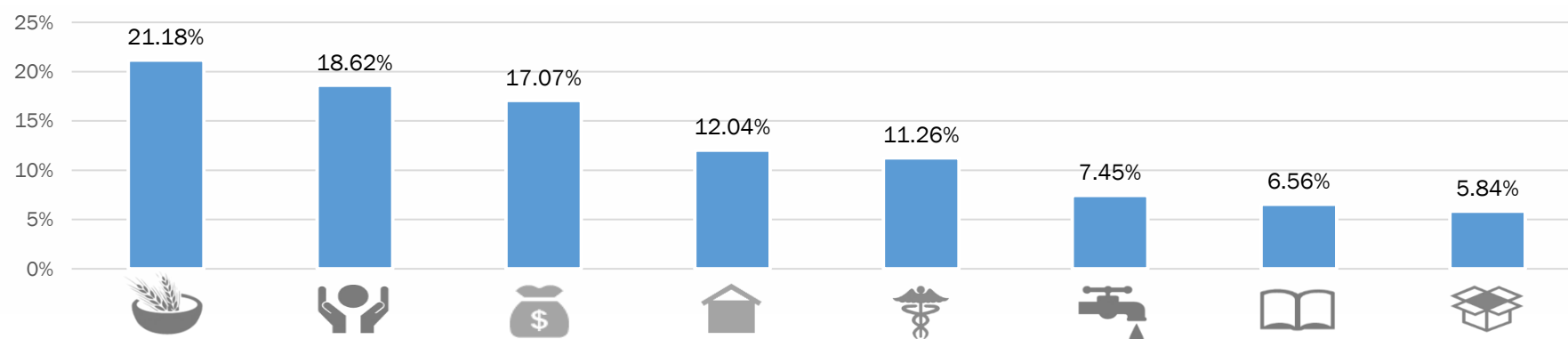
of the total requested funds have been received

Total Requested (USD) **1,199,650,591**

Funds Received (USD) **259,066,990**

Requested but not funded (USD) **940,583,601**

Distribution of received funds across Sectors



Distribution of received funds per Sector

Sector	Total Required (in USD)	Received (in USD)	% Received
CASH	\$107,031,773	\$44,226,207	41.3%
PROTECTION	\$169,076,190	\$48,231,680	28.5%
HEALTH	\$120,981,008	\$29,162,479	24.1%
SHELTER	\$136,520,250	\$31,179,495	22.8%
EDUCATION	\$86,317,109	\$16,986,334	19.7%
FOOD	\$322,120,343	\$54,868,140	17.0%
NFI	\$104,210,306	\$15,117,306	14.5%
WASH	\$153,393,612	\$19,295,350	12.6%
Grand Total	\$1,199,650,591	\$259,066,990	21.6%

Participating Agencies

64 Requested
54 Reported (98% of total appeal)
10 Not Reported (2% of total appeal)

Agencies without funding

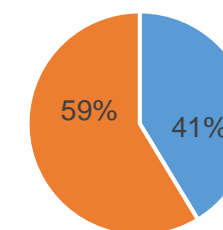
11 Agencies without funding
 7 NGO 4 UN

Note: No direct funds received by these agencies from donors under RRP6.

Disclaimer: The above includes information reported by partners at the Jordan level. Regional and other un-earmarked contributions, not yet reflected here, may also benefit the RRP6 in Jordan.

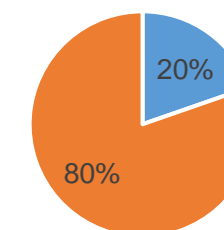
For more information, contact: tyler@unhcr.org, rehmank@unhcr.org

CASH



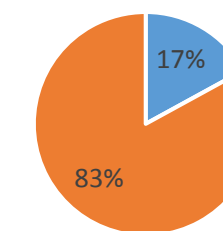
Received Requested

EDUCATION



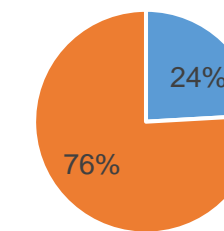
Received Requested

FOOD



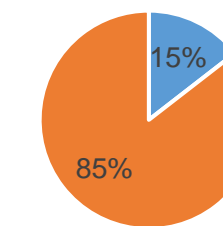
Received Requested

HEALTH



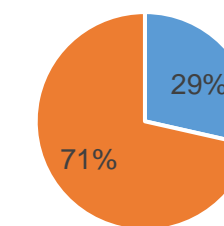
Received Requested

NFI



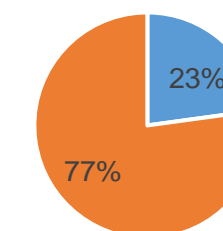
Received Requested

PROTECTION



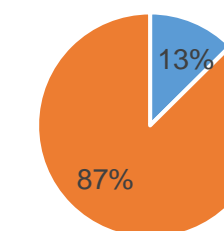
Received Requested

SHELTER



Received Requested

WASH



Received Requested