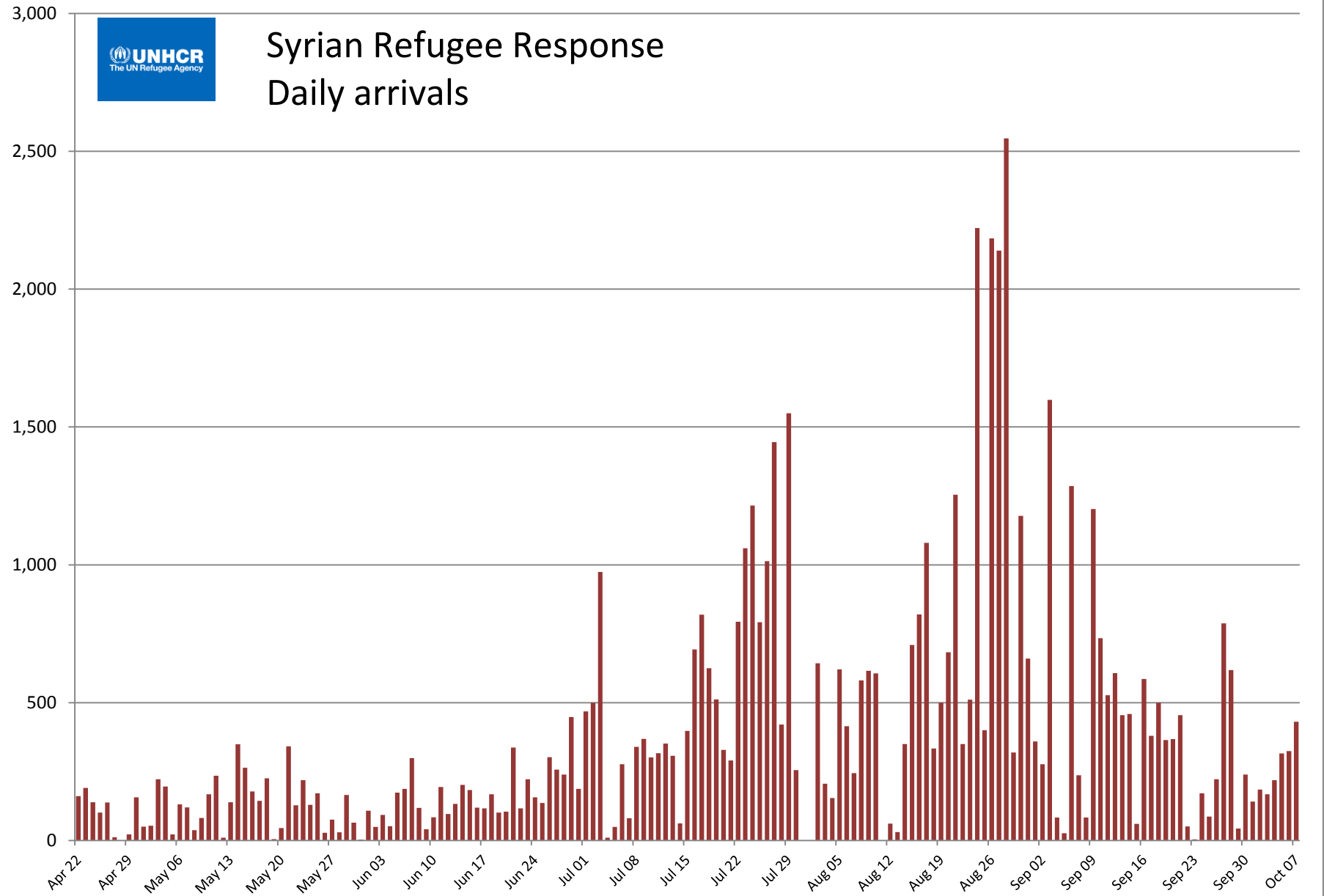




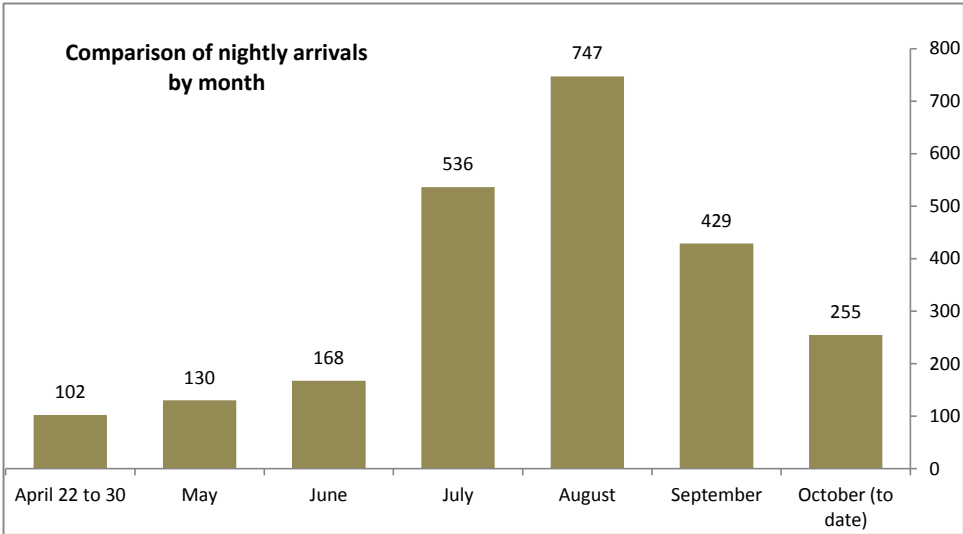
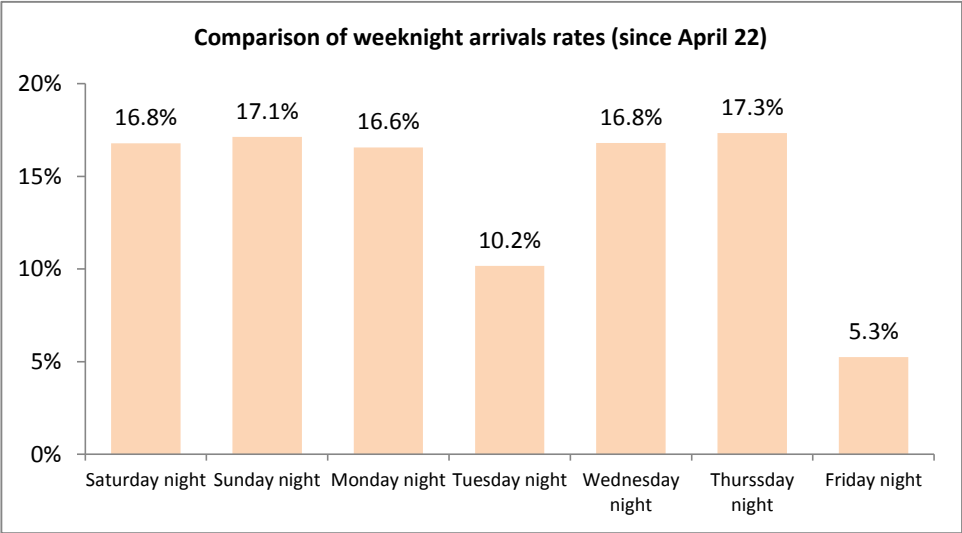
## Syrian Refugee Response

### Daily arrivals



Date	Arrivals
Oct 07	431
Oct 06	324
Oct 05	316
Oct 04	219
Oct 03	168
Oct 02	185
Oct 01	141
Sep 30	239
Sep 29	43
Sep 28	618
Sep 27	788
Sep 26	222
Sep 25	87
Sep 24	171
Sep 23	4
Sep 22	51
Sep 21	455
Sep 20	368
Sep 19	364
Sep 18	500
Sep 17	380
Sep 16	586
Sep 15	60
Sep 14	459
Sep 13	455
Sep 12	607
Sep 11	527
Sep 10	734
Sep 09	1,202
Sep 08	83
Sep 07	237
Sep 06	1,286
Sep 05	26
Sep 04	83
Sep 03	1,598
Sep 02	277
Sep 01	359
Aug 31	660
Aug 30	1,178
Aug 29	319
Aug 28	2,547
Aug 27	2,140
Aug 26	2,184
Aug 25	400
Aug 24	2,222
Aug 23	511
Aug 22	350
Aug 21	1,254
Aug 20	683
Aug 19	500
Aug 18	334
Aug 17	1,080
Aug 16	820
Aug 15	709

Aug 14	350
Aug 13	31
Aug 12	61
Aug 10	606
Aug 09	616
Aug 08	581
Aug 07	244
Aug 06	415
Aug 05	621
Aug 04	154
Aug 03	206
Aug 02	643
Aug 01	0
Jul 31	0
Jul 30	255



Totals Cases	7,254
Total Individuals	24,532

<b>Individuals</b>		
Female	13,337	54.4%
Male	11,195	45.6%
Total	24,532	

<b>Religion</b>	<b>Cases</b>	
Sunni	1,932	26.6%
Islam	5,307	73.2%
Others	15	0.2%

<b>Governorate</b>	<b>Cases</b>	<b>Individuals</b>	
Dar'a	6,264	21,308	86.4%
Homs	478	1,807	6.6%
Rural Damascus	240	740	3.3%
Damascus	142	384	2.0%
Aleppo	53	122	0.7%
Hama	24	49	0.3%
Al-hasakeh	13	15	0.2%
Idleb	12	26	0.2%
Quneitra	10	26	0.1%
As-sweida	6	14	0.1%
Lattakia	6	25	0.1%
Deir-ez-zor	4	10	0.1%
Ar-raqqa	1	5	0.0%
Tartous	1	1	0.0%

<b>Villages in Rural Damascus</b>	<b>Cases</b>	<b>Individuals</b>
Hajar Aswad	22	85
Aqraba	15	66
Darayya	13	19
Arbin	13	42
Others	177	528

<b>Specific Needs</b>	<b>Cases</b>	
Woman at risk	616	8.5%
Serious medical condition	270	3.7%
Unaccompanied or separated child	237	3.3%
Pregnant or lactating	149	2.1%
Disability	79	1.1%
Older person at risk	66	0.9%
Torture	49	0.7%
Child at risk	41	0.6%
Single parent	26	0.4%
Specific legal and physical protection need:	5	0.1%

Single cases	2,693
--------------	-------

<b>Age</b>	<b>0-4</b>	<b>5-11</b>	<b>12-17</b>	<b>18-35</b>	<b>36-59</b>	<b>60+</b>
Female	2,334	2,650	2,367	4,430	1,361	195
Male	2,059	2,296	1,807	3,316	1,462	255
Total	4,393	4,946	4,174	7,746	2,823	450
	17.9%	20.2%	17.0%	31.6%	11.5%	1.8%

<b>Villages in Dara</b>	<b>Cases</b>	<b>Individuals</b>
Atman	901	2,339
Da'el	411	1,534
Sura	373	1,653
Hrak	370	1,326
Kherbet Ghazala	337	1,220
Mahjeh	304	1,205
Eastern Maliha	275	953
Dar'a	274	807
Karak	231	917
Tassil	227	761
Tafs	185	681
Abdin	181	509
Tiba	169	626
Western Ghaziyeh	168	699
Asem	152	529
Ajami	151	460
Um Walad	138	526
Others	1,417	4,563

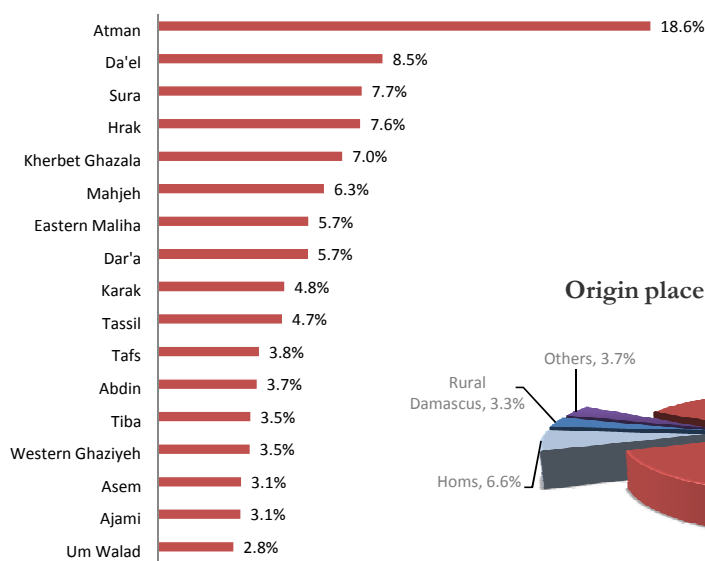
<b>Villages in Homs</b>	<b>Cases</b>	<b>Individuals</b>
Aabel	188	607
Bado	18	73
Alianiyeh	5	19
Homs	3	4
Abu Juri	3	10
Qaryatein	2	2
Talbiseh	1	2
Others	258	1,090

<b>Other Villages</b>	<b>Cases</b>	<b>Individuals</b>
Other Villages	272	677

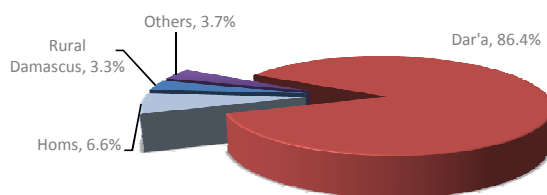
#### Occupation Breakdown

<b>Cases</b>	
Housekeepers (including housewives)	1,753
Farm-hands & labourers	948
Laborers in Mining, Construction, Manufac	927
Builders (traditional materials)	473
No occupation	515
Student	362
Farmers (crop and vegetable)	250
Car, taxi and van drivers	116
Carpenters and joiners	104
Salespersons	93
Drivers and Mobile-Plant Operators	91
Cooks	62
Sales and marketing department manager	59
Building caretakers	56
Painters & related workers	48
Teaching Professionals	48
Sales representatives/merchant/trader	47
Hairdressers, barbers, beauticians & relat	45
Tailors, dressmakers and hatters	43
Bakers, pastry-cooks	40
Blacksmiths and forge workers	40
Food processing and related trades	40
Teaching Associate Professionals	37
Drivers of animal-drawn vehicles and mac	36
Building frame workers not classified	34
Electrical and electronics mechanics and fi	33
Construction labourers (roads, dams)	31
Butchers, fishmongers	28
Building construction labourers	26
Baked-goods, cereal & chocolate-products	24
Motor vehicle mechanics and fitters	24
Others	821

#### % of families for the main villages in Dar'a



#### Origin place for refugees in Zatari



#### Age and Gender Breakdown

