













Daily Statistics

| Registered on 13 Feb 2013 |  |
|---------------------------|---|
| Beirut & Mt Leb | 197 |
| North | 748 |
| Bekaa | 864 |
| South | 230 |
| Total | 2039 |

| | | |
|---|----------------|-------------------|
|  | 280,091 | Total |
| | 182,938 | Registered |
| | 97,153 | Awaiting |

| Governorate | | Registered | Awaiting | Total |
|----------------------|--|----------------|---------------|----------------|
| Beirut & Mt Lebanon | Persons  | 12,490 | 31,879 | 44,369 |
| | Households  | 3,331 | 7,188 | 10,519 |
| North |  | 87,164 | 19,478 | 106,642 |
| |  | 19,471 | 3,925 | 23,396 |
| Bekaa |  | 70,507 | 17,061 | 87,568 |
| |  | 15,042 | 3,056 | 18,098 |
| South |  | 12,777 | 28,735 | 41,512 |
| |  | 2,724 | 5,747 | 8,471 |
| Total Lebanon |  | 182,938 | 97,153 | 280,091 |
| |  | 40,568 | 19,916 | 60,484 |

