

Water, Sanitation and Hygiene promotion intervention in Lebanon



## Main population figures\*

Total Number of refugees	<b>321,714</b>
Registered refugees	<b>202,222</b>
Refugees awaiting registration	<b>119,492</b>
Total estimated refugee population by RRP4/June'13	<b>300,000</b>

## Situation Overview

Refugees in Lebanon are scattered across the country with the largest concentrations of registered refugees living in North Lebanon (50%) and the Bekaa Valley (38%). There are no camps in Lebanon, but most refugees are hosted or living in rented spaces, and 13% live in collective shelters and tented settlements.

The influx of refugees from Syria has put further pressure on resources, including water which is scarce in many parts of Lebanon, and on existing water and sanitation facilities and services. Drinking water supply and sanitation is managed by Water Establishment and by Municipalities, but the capacity of municipalities and other authorities to meet the demand is stretched.

WASH activities are implemented based on needs, however tented settlements, unfinished buildings, collective shelters and host families remain priority for response. Interventions need to be planned with national, regional and municipal authorities, and the priority activities are distribution of filter and upgrading networks to improve water quality, water trucking, installation of water tanks, construction/rehabilitation of latrines, waste management, distribution of hygiene items, hygiene promotion and WASH in Schools.

**4 WASH Assessment conducted in 2012/13**

**4 NGOs** - CISP-Relief International, ACF(2), Acted

**5 Multi Sectoral Assessment conducted in 2012/13**  
(with WASH component)

**4 NGOs** - Solidarites International, PU-AMI, Oxfam, WVI (2)

**2 WASH Assessment - 1 Multi sectoral on going**

**1 Inter Agency** - WASH Assessment Team  
**3 NGOs** - CISP-Relief International, PU-AMI

Total current needs for WASH programme \$37.9 million

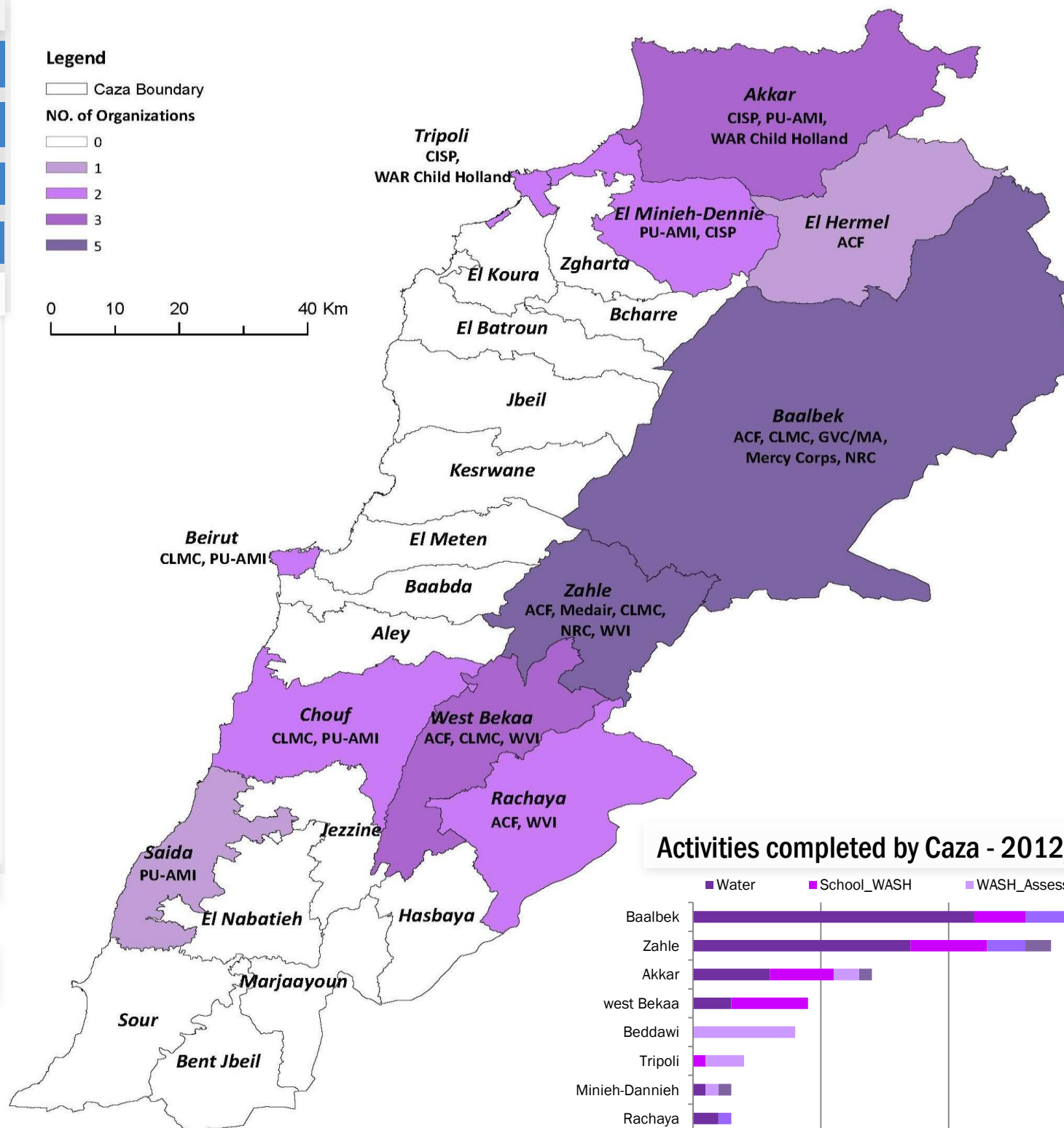
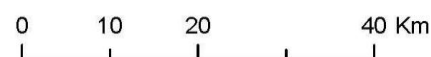

\$ 7.3 M  
Received

Gap \$ 30.6 M

### Legend

□ Caza Boundary

NO. of Organizations



## Main Activities

- Water:** water trucking, HH filter, distribution, water tank installation
- Sanitation:** rehab. and construction of HH and communal latrines, desludging
- Hygiene:** Hygiene and Baby kit distr. Hygiene promotion on HH level, construction of handwashing facilities
- WASH in Schools:** rehab. of WASH facilities, distribution of water filters and water tanks

## Achivement of 2012/13

- 904** Water tanks installed
- 934** Latrines constructed/rehabilitated
- 133,111** Family Hygiene Kits distributed

## Activities completed by Caza - 2012/13

