


Registered (Apr 19 - Apr 26)

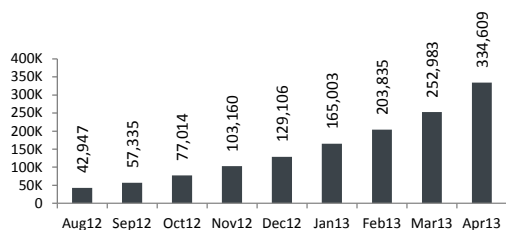
Beirut & Mt Leb	8,105
North	10,321
Bekaa	8,580
South	4,820
Total	31,826

	445,955	Total
	334,609	Registered
	111,346	Awaiting

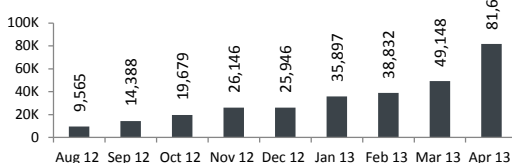
	Total waiting	Average waiting period
Beirut & Mt Leb	35,039	26
North	12,441	15
Bekaa	31,981	31
South	31,885	71
Total	111,346	39

UNHCR Registered

■ Total Active Syrians (as of the end of each month)



■ Syrians Registration by Month


Place of Origin

Place of Origin	Registered	% Total
Homs	107,395	32.1%
Idlib	54,964	16.4%
Aleppo	50,493	15.1%
Rural Damascus	36,930	11.0%
Hama	25,524	7.6%
Dar'a	16,509	4.9%
Damascus	12,685	3.8%
Ar-raqqa	6,627	2.0%
Deir-ez-zor	4,276	1.3%
Al-hasakeh	3,173	0.9%
Lattakia	1,532	0.5%
Tartous	692	0.2%
Quneitra	290	0.1%
As-sweida	81	0.0%
Others, n/a	13,438	4.0%

Distribution of Syrians in Lebanon

Persons Households % Total

Region	Registered	Households	% Total
Beirut	9,344	2,464	2.8%
Mount Lebanon	36,657	8,579	
El Meten	6,272	1,730	1.9%
Baabda	11,159	2,570	3.3%
Kesrwane	1,328	363	0.4%
Chouf	10,691	2,252	3.2%
Aley	6,820	1,552	2.0%
Jbeil	387	112	0.1%
North	139,253	33,443	
Akkar	51,863	12,291	15.5%
Tripoli	38,608	9,660	11.5%
El Minieh-Denir	28,303	6,671	8.5%
El Koura	8,025	1,940	2.4%
El Batroun	5,339	1,209	1.6%
Zgharta	6,448	1,516	1.9%
Bcharre	667	156	0.2%
Bekaa	120,451	25,182	
Zahle	56,260	11,501	16.8%
Baalbek	35,737	7,667	10.7%
West Bekaa	21,088	4,457	6.3%
Rachaya	4,438	930	1.3%
El Hermel	2,928	627	0.9%
South	28,904	6,235	
Sour	6,540	1,407	2.0%
Saida	14,437	3,089	4.3%
Marjaayoun	631	143	0.2%
Jezzine	325	73	0.1%
El Nabatieh	5,541	1,199	1.7%
Hasbaya	117	27	0.0%
Bent Jbeil	1,313	297	0.4%
Total Lebanon	334,609	75,903	

Age & Gender

Age	0-4	5-11	12-17	18-59	60+	Total	% Total
Female	32,473	32,511	20,868	79,770	4,862	170,484	51.0%
Male	33,795	34,564	22,282	69,605	3,879	164,125	49.0%
Total	66,268	67,075	43,150	149,375	8,741	334,609	100.0%
	19.8%	20.0%	12.9%	44.6%	2.6%		

