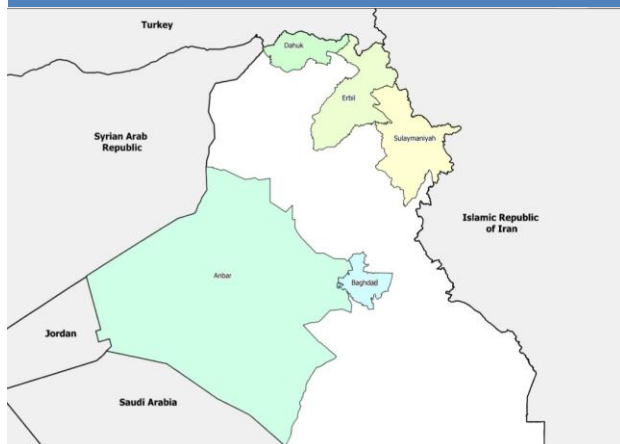

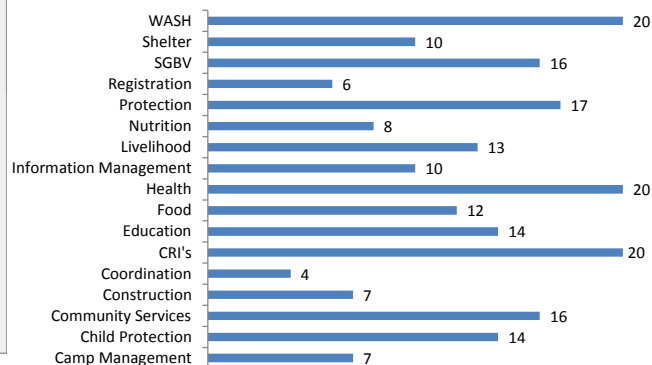


# SYRIA REFUGEE RESPONSE - Iraq : Inter Agency Sector Activities – Who's doing What Where (3Ws)



**50** organizations operating in **4** governorates in **13** camps and non-camps

## Number of Humanitarian Partners by Sector in Iraq



**212,181** Syrian Refugees Registered



\*as of 14 November 2013

m:millions

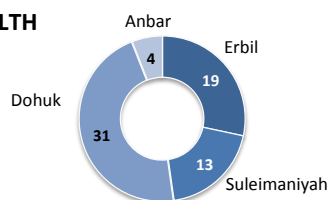
## Number of Humanitarian Partners by Governorate

Anbar **8**  
Dohuk **29**  
Erbil **27**  
Suleimaniyah **26**

## Number of interventions by humanitarian partner by Governorate



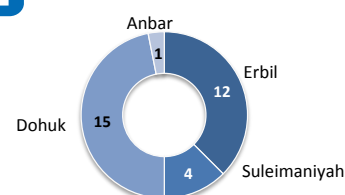
### HEALTH



**20** partners



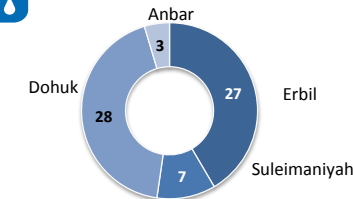
### SHELTER



**10** partners



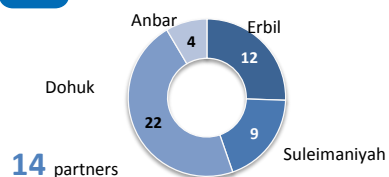
### WASH



**20** partners



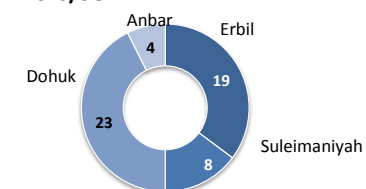
### EDUCATION



**14** partners



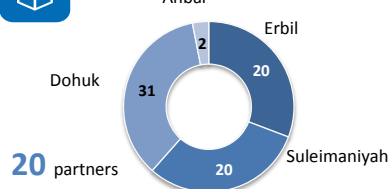
### PROTECTION/COMMUNITY SERVICES/SGBV



**49** partners



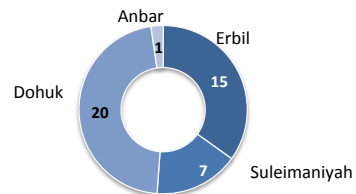
### CRI'S



**20** partners

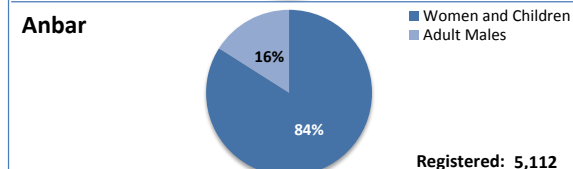
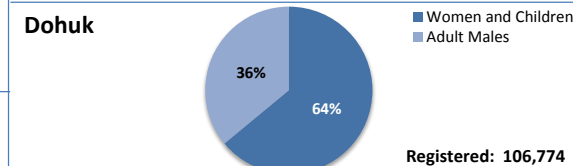
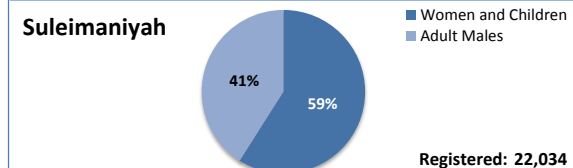
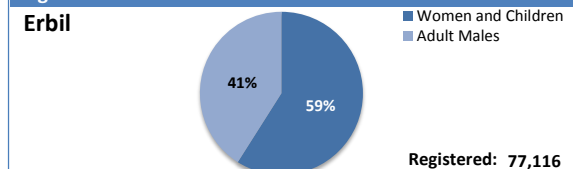


### FOOD



**12** partners

## Registration Information as of 20 November 2013



**Mosul & Other** Registered: **1,145**  
**Total Registered : 212,181**