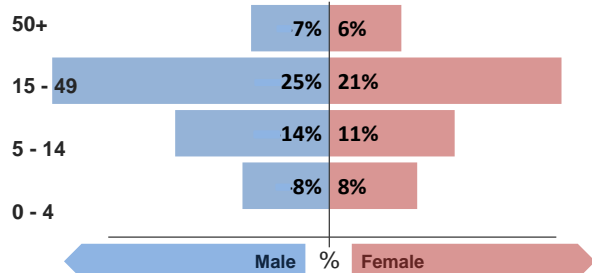


### Refugee population

Total refugee population: **6,040** \*

Demographic breakdown:



### Darashakran camp

### Key facts

Camp opened: **September 2013**

Planned capacity: **20,000**

Area: **1.15 Km sq**

Population: **Syrian refugees, majority from Aleppo & Qamishli**

\* Source of population data: **Estimates from UNHCR registration**

### Indicators at a glance

	Indicator	Standard
1	Health utilisation rate	<b>11.3</b> 1 - 4
2	Number of consultations per clinician per day	<b>94</b> < 50
3	Proportion of first time antenatal visits made < 1st trimester	<b>N/A</b> ≥ 90%
4	Measles vaccination rate	<b>N/A</b> > 95%
5	Full vaccination rate	<b>N/A</b> > 95%
6	Crude Mortality Rate (CMR) (/1000/month)	<b>0.0</b> < 1.5
7	Under-five Mortality Rate (U5MR) (/1000/month)	<b>0.0</b> < 3.0
8	Neonatal Mortality Rate (NNMR) (/1000 livebirths)	<b>0.0</b> < 40

### Notes

#### HIGHLIGHTS

Health utilisation rate (HUR) and consultations per clinicians (CPC) highly elevated. A thorough investigation of possible explanations for elevated HUR and CPC needed.

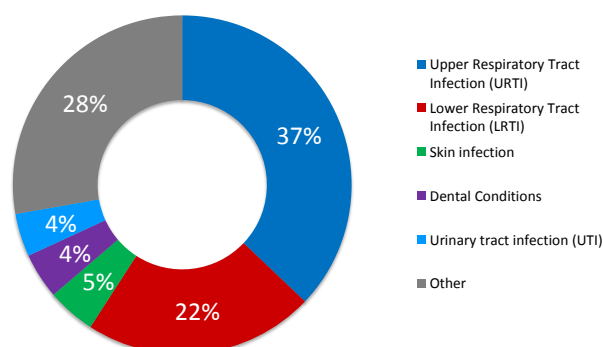
*This public health profile for Darashakran refugee camp is compiled from health data obtained from reporting agencies. Data is collected using standardised Health Information System (HIS) data collection and reporting tools and aims to be as accurate as possible.*

Agencies reporting:

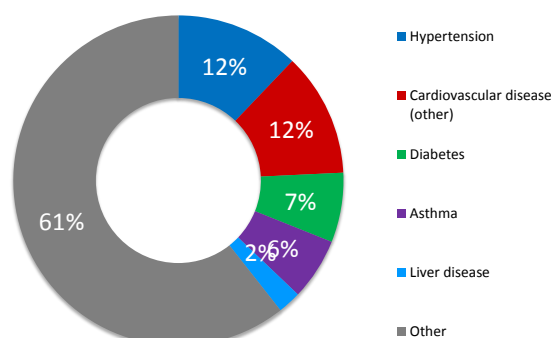
**DOH - Erbil**

### Morbidity

#### Acute health conditions (%)



#### Chronic health conditions (%)



#### Top 5 acute health conditions

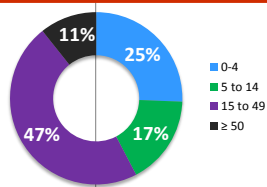
	% morbidity	# of cases
1 Upper Respiratory Tract Infection (URTI)	37%	433
2 Lower Respiratory Tract Infection (LRTI)	22%	257
3 Skin infection	5%	54
4 Dental Conditions	4%	51
5 Urinary tract infection (UTI)	4%	48
- Other	28%	324

#### Top 5 chronic health conditions

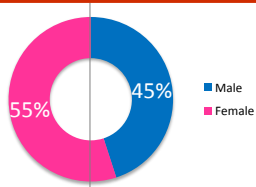
	% morbidity	# of cases
1 Hypertension	12%	16
2 Cardiovascular disease (other)	12%	16
3 Diabetes	7%	9
4 Asthma	6%	8
5 Liver disease	2%	3
- Other	61%	80

#### Breakdown of acute health conditions

##### by age

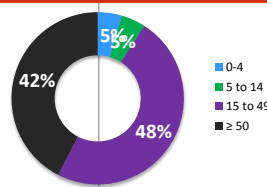


##### by gender

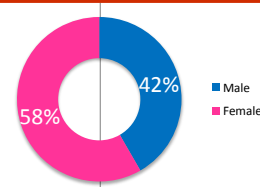


#### Breakdown of chronic health conditions

##### by age



##### by gender



## Public Health

### Health Impact

Indicator	Standard
Crude Mortality Rate (CMR) (/1000/month)	0.0 < 1.5
Under-five Mortality Rate (U5MR) (/1000/month)	0.0 < 3.0
Neonatal Mortality Rate (NNMR) (/1000 livebirths)	0.0 < 40

### Access and utilization

No. of health facilities	1.0	1 : < 10,000
Total number of consultations	1,318	
Health utilisation rate	11.3	1 - 4
No. of consultations per trained clinician per day	94	< 50

### Reproductive health

Proportion of first time antenatal visits made < 1st trimester	N/A	≥ 90%
--	-----	-------

### Outbreak Alert and Response

Indicator	Standard
Number of outbreaks reported	0
% of outbreaks investigated within 48 hours	100%

### Laboratory

Number of laboratory samples	0
------------------------------	---

### Immunization

Measles vaccination rate	N/A	> 95%
Full vaccination rate	N/A	> 95%
Program drop-out rate	N/A	< 10%
Vaccine wastage rate	N/A	< 8%

### Sexual and gender-based violence

Incidence of reported rape	0.0
----------------------------	-----

## Top 3 Mental health conditions

	% morbidity	# of cases
1 Epilepsy / seizures	0%	0
2 Alcohol and other substance abuse disorder	0%	0
3 Psychotic disorder	0%	0
- Other	0%	0

## Top 3 injuries

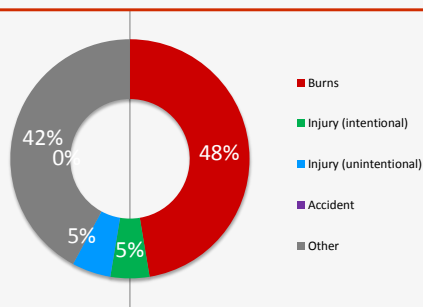
	% morbidity	# of cases
1 Burns	47%	9
2 Injury (intentional)	5%	1
3 Injury (unintentional)	5%	1
- Other	42%	8

## Breakdown of mental health conditions

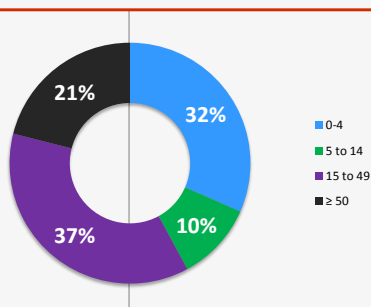
NO MENTAL HEALTH CONDITION REPORTED THIS WEEK

## Breakdown of injuries

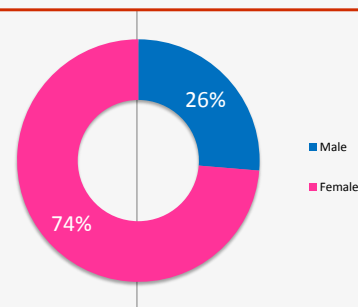
### By cause



### By age



### By gender



We gratefully acknowledge the support of the following agencies:



View interactive maps and statistics online  
<http://twine.unhcr.org>

