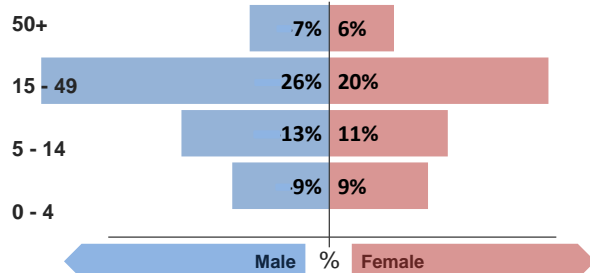


## Refugee population

Total refugee population:

**2810** \*

Demographic breakdown:



## Gawilan camp

## Key facts

Camp opened:  
**September 2013**Planned capacity:  
**10,000**Area:  
**1.15 Km sq**Population:  
**Syrian refugees, majority from Qamishli**\* Source of population data:  
**Estimates from UNHCR registration**

## Indicators at a glance

	Indicator	Standard
1	Health utilisation rate	7.1
2	Number of consultations per clinician per day	32
3	Proportion of first time antenatal visits made < 1st trimester	75%
4	Measles vaccination rate	N/A
5	Full vaccination rate	N/A
6	Crude Mortality Rate (CMR) (/1000/month)	0.0
7	Under-five Mortality Rate (U5MR) (/1000/month)	0.0
8	Neonatal Mortality Rate (NNMR) (/1000 livebirths)	0.0

## Notes

## HIGHLIGHTS THIS WEEK

Health facility utilisation rate reported at 7.1, above expected range.

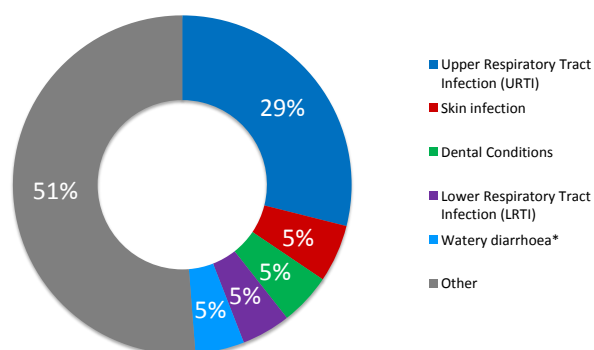
This public health profile for Gawilan refugee camp is compiled from health data obtained from reporting agencies. Data is collected using standardised Health Information System (HIS) data collection and reporting tools and aims to be as accurate as possible.

Agencies reporting:

**PU-AMI  
DOH - Dohuk**

## Morbidity

## Acute health conditions (%)

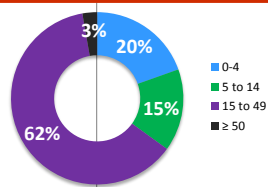


## Top 5 acute health conditions

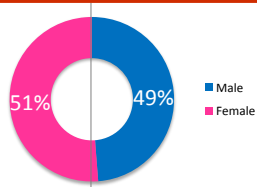
	% morbidity	# of cases
1 Upper Respiratory Tract Infection (URTI)	29%	105
2 Skin infection	6%	20
3 Dental Conditions	5%	18
4 Lower Respiratory Tract Infection (LRTI)	5%	17
5 Watery diarrhoea*	5%	17
- Other	51%	186

## Breakdown of acute health conditions

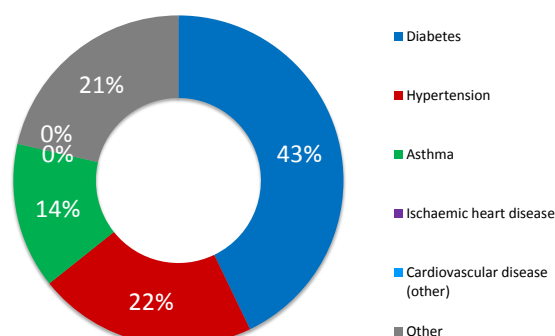
## by age



## by gender



## Chronic health conditions (%)

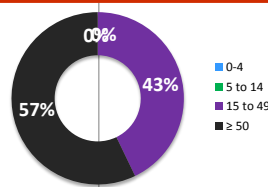


## Top 5 chronic health conditions

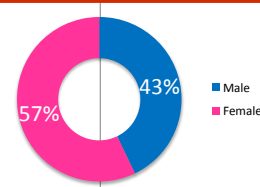
	% morbidity	# of cases
1 Diabetes	43%	6
2 Hypertension	21%	3
3 Asthma	14%	2
4 Ischaemic heart disease	0%	0
5 Cardiovascular disease (other)	0%	0
- Other	21%	3

## Breakdown of chronic health conditions

## by age



## by gender



## Public Health

### Health Impact

Indicator	Standard
Crude Mortality Rate (CMR) (/1000/month)	0.0 < 1.5
Under-five Mortality Rate (U5MR) (/1000/month)	0.0 < 3.0
Neonatal Mortality Rate (NNMR) (/1000 livebirths)	0.0 < 40

### Access and utilization

No. of health facilities	1.0	1 : < 10,000
Total number of consultations	385	
Health utilisation rate	7.1	1 - 4
No. of consultations per trained clinician per day	32	< 50

### Reproductive health

Proportion of first time antenatal visits made < 1st trimester	75%	≥ 90%
--	-----	-------

### Outbreak Alert and Response

Number of outbreaks reported	0	
% of outbreaks investigated within 48 hours		100%

### Laboratory

Number of laboratory samples	15	
------------------------------	----	--

### Immunization

Measles vaccination rate	N/A	> 95%
Full vaccination rate	N/A	> 95%
Program drop-out rate	N/A	< 10%
Vaccine wastage rate	N/A	< 8%

### Sexual and gender-based violence

Incidence of reported rape	0.0	
----------------------------	-----	--

## Top 3 Mental health conditions

	% morbidity	# of cases
1 Epilepsy / seizures	0%	0
2 Alcohol and other substance abuse disorder	0%	0
3 Psychotic disorder	0%	0
- Other	0%	0

## Top 3 injuries

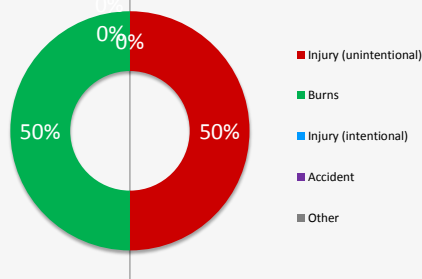
	% morbidity	# of cases
1 Injury (unintentional)	50%	4
2 Burns	50%	4
3 Injury (intentional)	0%	0
- Other	0%	0

## Breakdown of mental health conditions

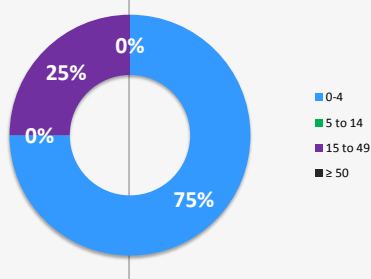
NO MENTAL HEALTH CONDITION REPORTED THIS WEEK

## Breakdown of injuries

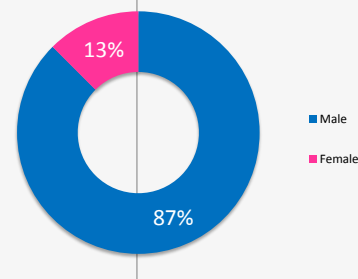
### By cause



### By age



### By gender



We gratefully acknowledge the support of the following agencies:



View interactive maps and statistics online  
<http://twine.unhcr.org>

