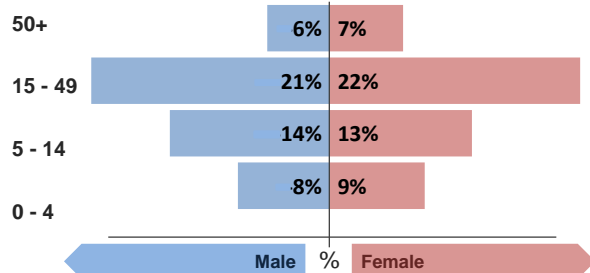


## Refugee population

Total refugee population:

3,601 \*

Demographic breakdown:



## Qushtapa camp

## Key facts

Camp opened:  
**August 2013**Planned capacity:  
**7,860**Area:  
**0.43 Km sqr**Population:  
**Syrian refugees, majority from Qamishli, Diralok and Hassaka**\* Source of population data:  
**Estimates from UNHCR registration**

## Indicators at a glance

	Indicator	Standard
1	Health utilisation rate	2.2
2	Number of consultations per clinician per day	25
3	Proportion of first time antenatal visits made < 1st trimester	N/A
4	Measles vaccination rate	N/A
5	Full vaccination rate	N/A
6	Crude Mortality Rate (CMR) (/1000/month)	0.0
7	Under-five Mortality Rate (U5MR) (/1000/month)	0.0
8	Neonatal Mortality Rate (NNMR) (/1000 livebirths)	0.0

## Notes

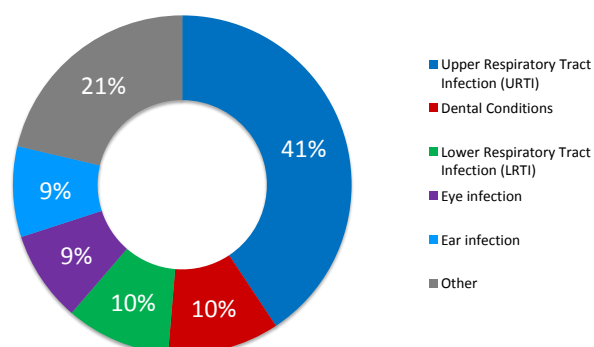
This public health profile for Qushtapa refugee camp is compiled from health data obtained from reporting agencies. Data is collected using standardised Health Information System (HIS) data collection and reporting tools and aims to be as accurate as possible.

Agencies reporting:

**DOH - ERBIL**

## Morbidity

## Acute health conditions (%)



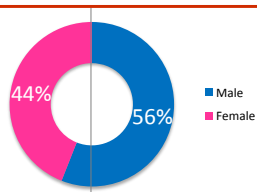
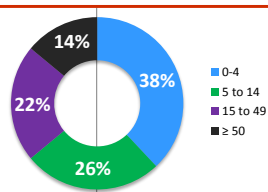
## Top 5 acute health conditions

	% morbidity	# of cases
1 Upper Respiratory Tract Infection (URTI)	41%	61
2 Dental Conditions	11%	16
3 Lower Respiratory Tract Infection (LRTI)	10%	15
4 Eye infection	9%	13
5 Ear infection	9%	13
- Other	21%	32

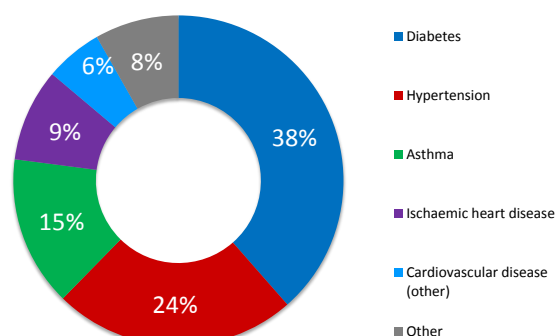
Breakdown of acute health conditions

by age

by gender



## Chronic health conditions (%)



## Top 5 chronic health conditions

	% morbidity	# of cases
1 Diabetes	0%	0
2 Hypertension	0%	0
3 Asthma	0%	0
4 Ischaemic heart disease	0%	0
5 Cardiovascular disease (other)	0%	0
- Other	0%	0

Breakdown of chronic health conditions

**NO CHRONIC CONDITIONS REPORTED THIS WEEK**

## Public Health

### Health Impact

	Indicator	Standard
Crude Mortality Rate (CMR) (/1000/month)	0.0	< 1.5
Under-five Mortality Rate (U5MR) (/1000/month)	0.0	< 3.0
Neonatal Mortality Rate (NNMR) (/1000 livebirths)	0.0	< 40

### Access and utilization

No. of health facilities	1.0	1 : < 10,000
Total number of consultations	150	
Health utilisation rate	2.2	1 - 4
No. of consultations per trained clinician per day	25	< 50

### Reproductive health

Proportion of first time antenatal visits made < 1st trimester	N/A	≥ 90%
--	-----	-------

### Outbreak Alert and Response

	Indicator	Standard
Number of outbreaks reported	0	
% of outbreaks investigated within 48 hours		100%

### Laboratory

Number of laboratory samples	0
------------------------------	---

### Immunization

Measles vaccination rate	N/A	> 95%
Full vaccination rate	N/A	> 95%
Program drop-out rate	N/A	< 10%
Vaccine wastage rate	N/A	< 8%

### Sexual and gender-based violence

Incidence of reported rape	0.0
----------------------------	-----

## Top 3 Mental health conditions

	% morbidity	# of cases
1 Epilepsy / seizures	0%	0
2 Alcohol and other substance abuse disorder	0%	0
3 Psychotic disorder	0%	0
- Other	0%	0

## Top 3 injuries

	% morbidity	# of cases
1 Injury (intentional)	0%	0
2 Injury (unintentional)	0%	0
3 Burns	0%	0
- Other	0%	0

### Breakdown of mental health conditions

NO MENTAL HEALTH CONDITIONS REPORTED THIS WEEK

### Breakdown of injuries

NO INJURIES REPORTED THIS WEEK

We gratefully  
acknowledge the support of  
the following agencies:



View interactive maps  
and statistics online  
<http://twine.unhcr.org>

