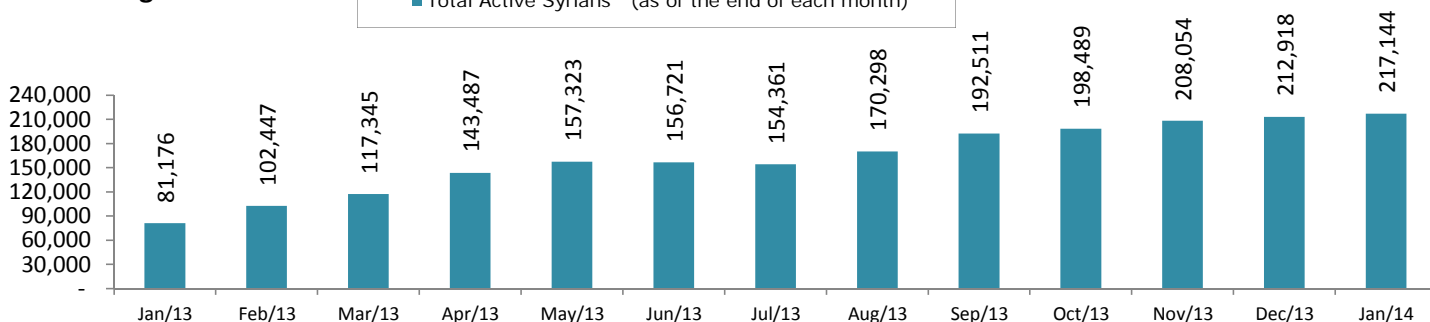


UNHCR Registered

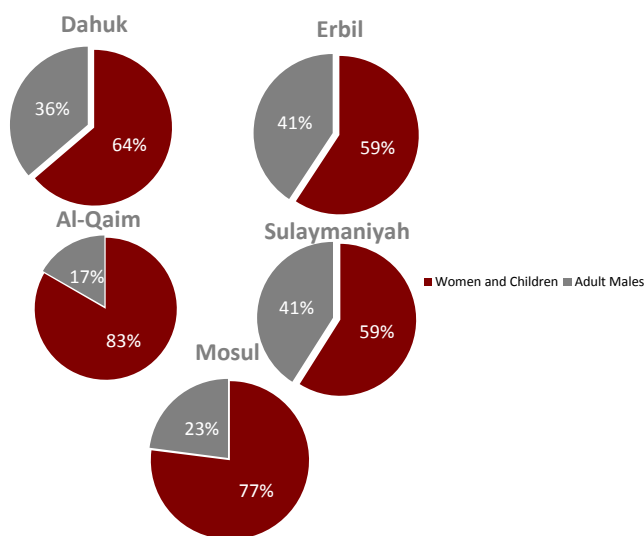
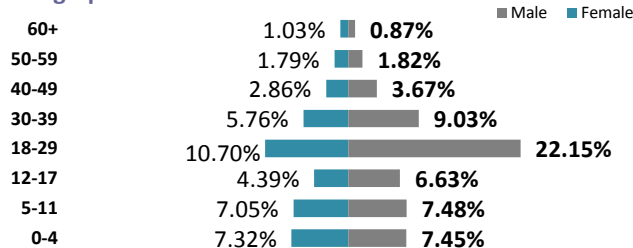


This profile is based on
and
The total is

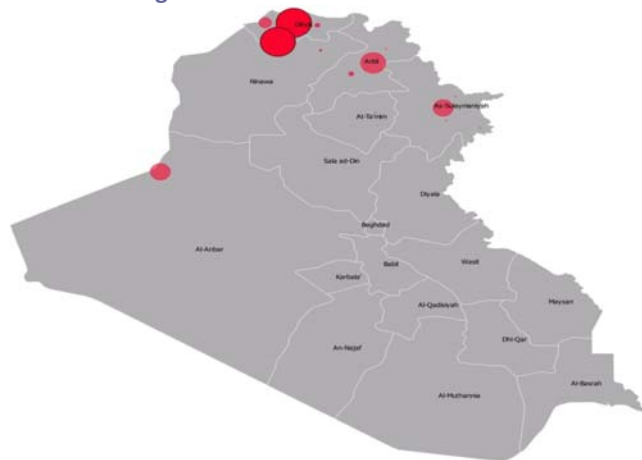
182,422
34,722
217,144

proGRES registered persons
level 1 registration (new camps population) *
individuals

Demographic Breakdown



Location of the Registration

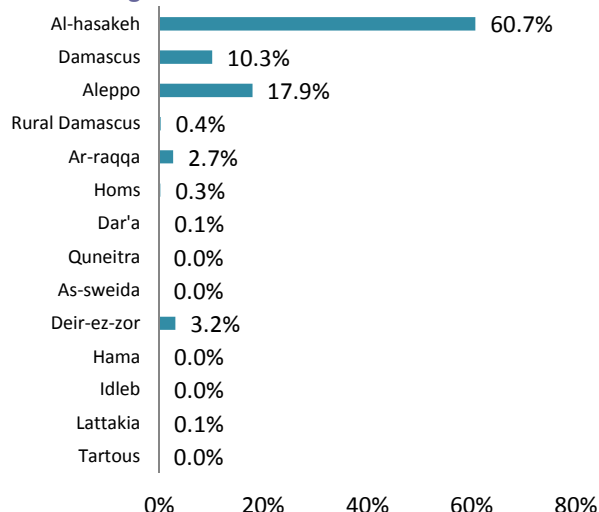


Governorate	Persons	Households	% Total
Dahuk **	108,972	37,339	50.2%
Erbil	79,280	28,866	36.5%
Sulaymaniah	22,645	9,549	10.4%
Anbar	5,102	1,281	2.3%
Mosul	281	78	0.1%
Other	864	347	0.4%
Total Iraq	217,144	77,460	100.0%

* Only age and gender break down, name of the head of household, and vulnerabilities are captured

** Includes Syrians registered in Domiz Camp

Place of origin



Camps

Camps	Persons	House holds
Domiz ***	45,000	10,000
Al-Obaidi Camp	1,911	408
Kawergosk Camp	13,201	3,640
Darashakran Camp	6,040	1,166
Qushtapa Camp	3,844	858
Arbat Camp	2,703	814
Akre	2,561	813
Basirma Camp	3,004	720
Gawilan	2,810	834
Total	81,074	19,253

*** 86,796 Syrians are registered at Domiz camp, however the camp population is estimated to be approximately 45,000.