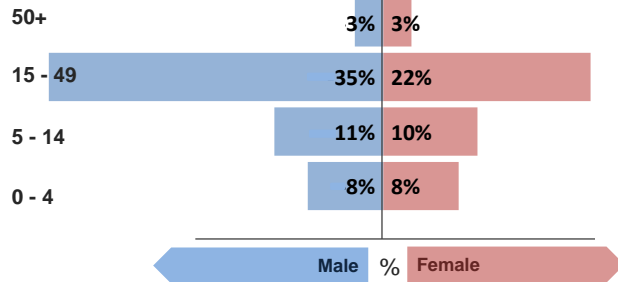


Refugee population

Total refugee population:
Demographic breakdown:

44968 *

Domiz camp

Key facts

Camp opened:
April 2014

Planned capacity:
27,000

Area:
1.14 Km sqr

Population:
Syrian refugees, majority from fleeing from areas populated by Kurds

* Source of population data: UNHCR estimate. Registered population is 85905, however many thought to live outside the camp perimeter. Proportions are for registered population

Indicators at a glance

	Indicator	Standard
1	Health utilisation rate	2.2 1 - 4
2	Number of consultations per clinician per day	53 < 50
3	Proportion of first time antenatal visits made < 1st trimester	100% ≥ 90%
4	Measles vaccination rate	N/A > 95%
5	Full vaccination rate	N/A > 95%
6	Crude Mortality Rate (CMR) (/1000/month)	0.0 < 1.5
7	Under-five Mortality Rate (U5MR) (/1000/month)	0.0 < 3.0
8	Neonatal Mortality Rate (NNMR) (/1000 livebirths)	0.0 < 40

Notes

HIGHLIGHTS THIS WEEK

Slight elevation in consultations per clinician per day.

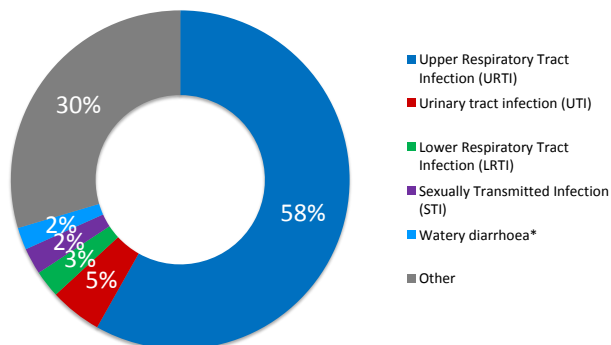
This public health profile for Domiz refugee camp is compiled from health data obtained from reporting agencies. Data is collected using standardised Health Information System (HIS) data collection and reporting tools and aims to be as accurate as possible.

Agencies reporting:

MSF

Morbidity

Acute health conditions (%)

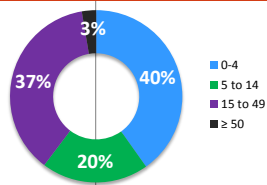


Top 5 acute health conditions

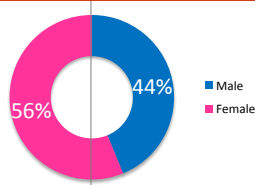
	% morbidity	# of cases
1 Upper Respiratory Tract Infection (URTI)	58%	737
2 Urinary tract infection (UTI)	5%	63
3 Lower Respiratory Tract Infection (LRTI)	3%	33
4 Sexually Transmitted Infection (STI)	3%	32
5 Watery diarrhoea*	2%	27
- Other	30%	375

Breakdown of acute health conditions

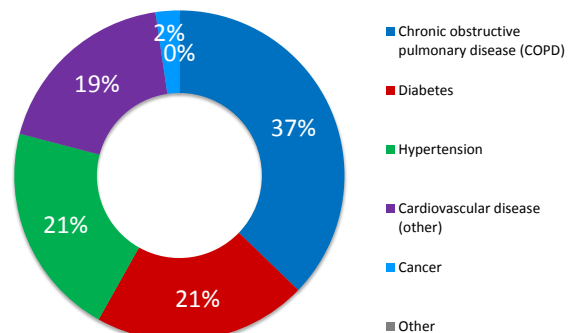
by age



by gender



Chronic health conditions (%)

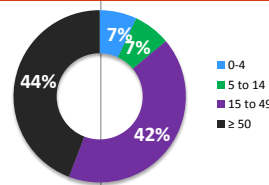


Top 5 chronic health conditions

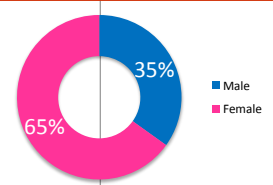
	% morbidity	# of cases
1 Chronic obstructive pulmonary disease (COPD)	37%	16
2 Diabetes	21%	9
3 Hypertension	21%	9
4 Cardiovascular disease (other)	19%	8
5 Cancer	2%	1
- Other	0%	0

Breakdown of chronic health conditions

by age



by gender



Public Health

Health Impact

	Indicator	Standard
Crude Mortality Rate (CMR) (/1000/month)	0.0	< 1.5
Under-five Mortality Rate (U5MR) (/1000/month)	0.0	< 3.0
Neonatal Mortality Rate (NNMR) (/1000 livebirths)	0.0	< 40

Access and utilization

No. of health facilities	1.0	1 : < 10,000
Total number of consultations	1,868	
Health utilisation rate	2.2	1 - 4
No. of consultations per trained clinician per day	53	< 50

Reproductive health

Proportion of first time antenatal visits made < 1st trimester	100%	≥ 90%
--	------	-------

Outbreak Alert and Response

	Indicator	Standard
Number of outbreaks reported	0	
% of outbreaks investigated within 48 hours		100%

Laboratory

Number of laboratory samples	330
------------------------------	-----

Immunization

Measles vaccination rate	N/A	> 95%
Full vaccination rate	N/A	> 95%
Program drop-out rate	N/A	< 10%
Vaccine wastage rate	N/A	< 8%

Sexual and gender-based violence

Incidence of reported rape	0.0
----------------------------	-----

Top 3 Mental health conditions

	% morbidity	# of cases
1 Epilepsy / seizures	0%	0
2 Alcohol and other substance abuse disorder	0%	0
3 Psychotic disorder	0%	0
- Other	0%	0

Top 3 injuries

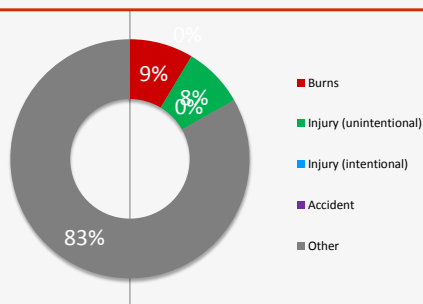
	% morbidity	# of cases
1 Burns	9%	48
2 Injury (unintentional)	8%	46
3 Injury (intentional)	0%	0
- Other	83%	464

Breakdown of mental health conditions

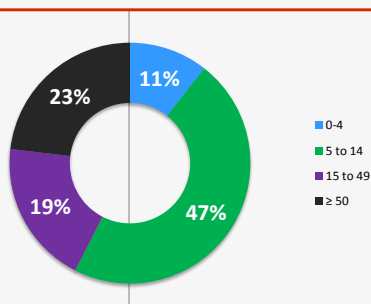
NO MENTAL HEALTH CONDITION REPORTED THIS WEEK

Breakdown of injuries

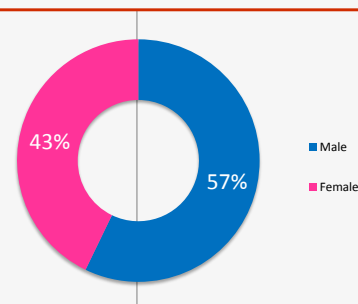
By cause



By age



By gender



We gratefully acknowledge the support of the following agencies:



View interactive maps and statistics online
<http://twine.unhcr.org>

