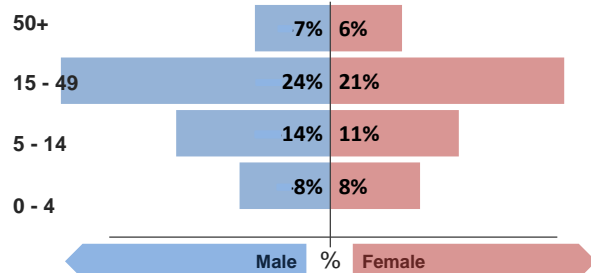


## Refugee population

Total refugee population in **reporting camps**:**26,089** §

Demographic breakdown:



## Key facts

Estimated total population living in Erbil camps:

**26,089** §

\* Camps reporting health data:

**Kawergosk**  
**Qushtapa**  
**Darashakran**  
**Basirma**

Population:

**Syrian refugees**§ Source of population data:  
**Estimates from UNHCR registration**

## Indicators at a glance

	Indicator	Standard
1	Health utilisation rate	7.0
2	Number of consultations per clinician per day	65
3	Proportion of first time antenatal visits made < 1st trimester	N/A
4	Measles vaccination rate	N/A
5	Full vaccination rate	N/A
6	Crude Mortality Rate (CMR) (/1000/month)	0.0
7	Under-five Mortality Rate (U5MR) (/1000/month)	0.0
8	Neonatal Mortality Rate (NNMR) (/1000 livebirths)	0.0

## Notes

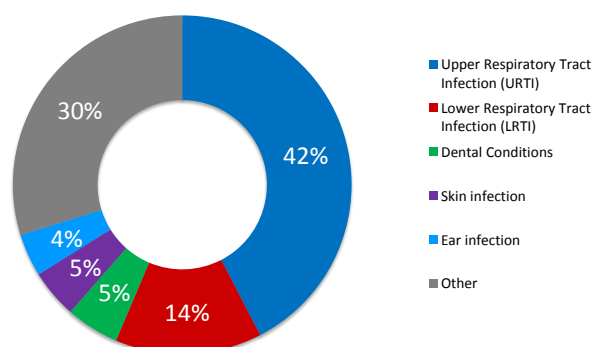
This public health profile for Erbil camps is compiled from health data obtained from reporting agencies. Data is collected using standardised Health Information System (HIS) data collection and reporting tools and aims to be as accurate as possible.

Agencies reporting:

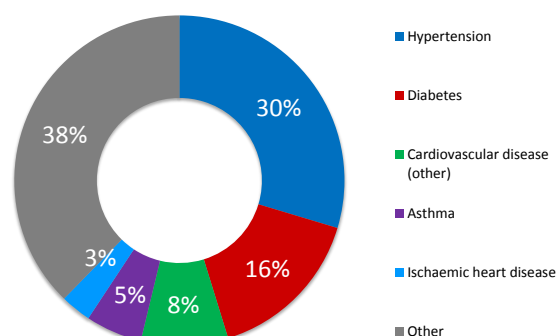
**MSF****DOH - Erbil**

## Morbidity

## Acute health conditions (%)



## Chronic health conditions (%)



## Top 5 acute health conditions

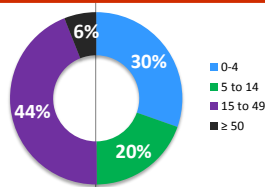
	% morbidity	# of cases
1 Upper Respiratory Tract Infection (URTI)	42%	1,374
2 Lower Respiratory Tract Infection (LRTI)	14%	454
3 Dental Conditions	5%	165
4 Skin infection	5%	150
5 Ear infection	4%	132
- Other	30%	966

## Top 5 chronic health conditions

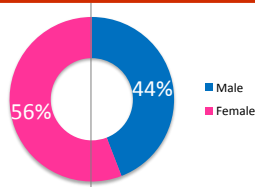
	% morbidity	# of cases
1 Hypertension	30%	59
2 Diabetes	16%	31
3 Cardiovascular disease (other)	9%	17
4 Asthma	6%	11
5 Ischaemic heart disease	3%	6
- Other	38%	75

## Breakdown of acute health conditions

## by age

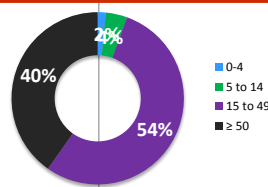


## by gender

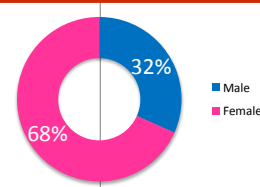


## Breakdown of chronic health conditions

## by age



## by gender



## Public Health

### Health Impact

Indicator	Standard
Crude Mortality Rate (CMR) (/1000/month)	0.0 < 1.5
Under-five Mortality Rate (U5MR) (/1000/month)	0.0 < 3.0
Neonatal Mortality Rate (NNMR) (/1000 livebirths)	0.0 < 40

### Access and utilization

No. of health facilities	1.0	1 : < 10,000
Total number of consultations	3,500	
Health utilisation rate	7.0	1 - 4
No. of consultations per trained clinician per day	65	< 50

### Reproductive health

Proportion of first time antenatal visits made < 1st trimester	N/A	≥ 90%
--	-----	-------

### Outbreak Alert and Response

Indicator	Standard
Number of outbreaks reported	0
% of outbreaks investigated within 48 hours	N/A 100%

### Laboratory

Number of laboratory samples	0
------------------------------	---

### Immunization

Measles vaccination rate	N/A	> 95%
Full vaccination rate	N/A	> 95%
Program drop-out rate	N/A	< 10%
Vaccine wastage rate	N/A	< 8%

### Sexual and gender-based violence

Incidence of reported rape	0.0
----------------------------	-----

## Top 3 Mental health conditions

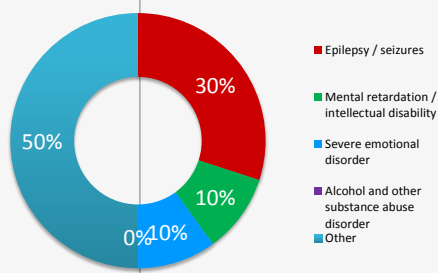
	% morbidity	# of cases
1 Epilepsy / seizures	30%	6
2 Mental retardation / intellectual disability	10%	2
3 Severe emotional disorder	10%	2
- Other	50%	10

## Top 3 injuries

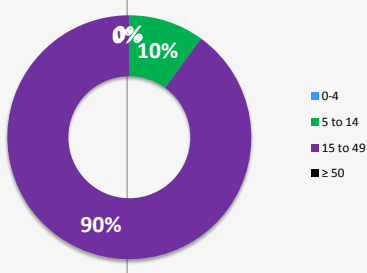
	% morbidity	# of cases
1 Injury (unintentional)	55%	22
2 Burns	42%	17
3 Injury (intentional)	3%	1
- Other	0%	0

## Breakdown of mental health conditions

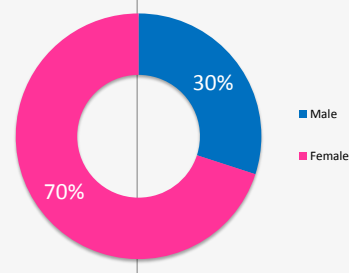
### By cause



### By age

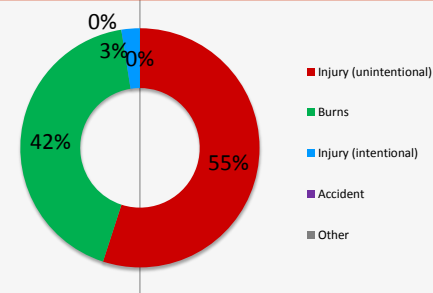


### By gender

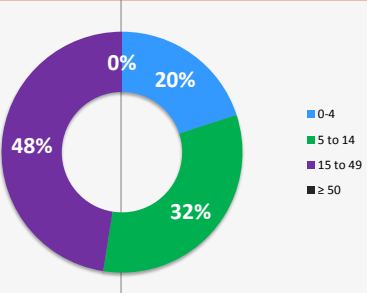


## Breakdown of injuries

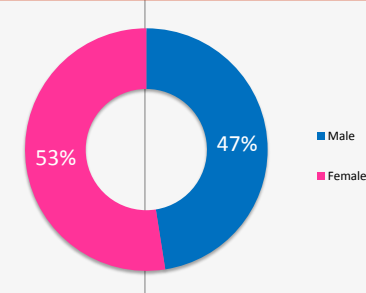
### By cause



### By age



### By gender



We gratefully acknowledge the support of the following agencies:



View interactive maps and statistics online  
<http://twine.unhcr.org>

