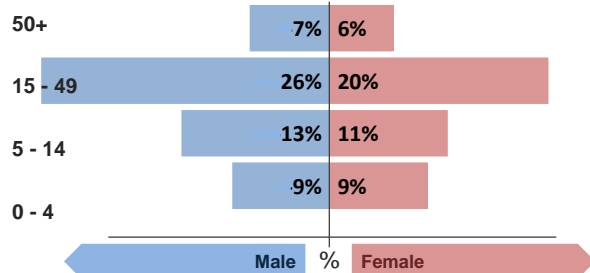


Refugee population

Total refugee population: **2810** *

Demographic breakdown:



Gawilan camp



Key facts

Camp opened:
September 2013Planned capacity:
10,000Area:
1.15 Km sqPopulation:
Syrian refugees, majority from Qamishli* Source of population data:
Estimates from UNHCR registration

Indicators at a glance

	Indicator	Standard
1	Health utilisation rate	6.8
2	Number of consultations per clinician per day	31
3	Proportion of first time antenatal visits made < 1st trimester	100%
4	Measles vaccination rate	N/A
5	Full vaccination rate	N/A
6	Crude Mortality Rate (CMR) (/1000/month)	0.0
7	Under-five Mortality Rate (U5MR) (/1000/month)	0.0
8	Neonatal Mortality Rate (NNMR) (/1000 livebirths)	0.0

Notes

HIGHLIGHTS THIS WEEK

Health facility utilisation rate reported at 6.8, above expected range.

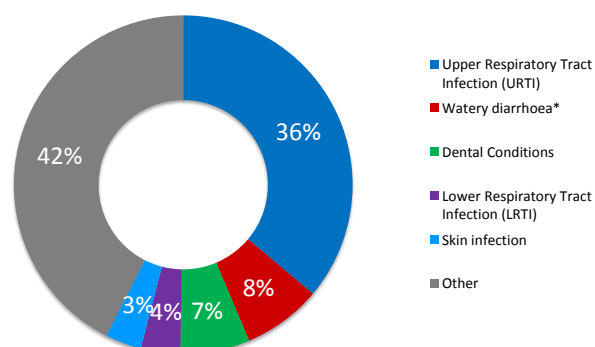
This public health profile for Gawilan refugee camp is compiled from health data obtained from reporting agencies. Data is collected using standardised Health Information System (HIS) data collection and reporting tools and aims to be as accurate as possible.

Agencies reporting:

PU-AMI
DOH - Dohuk

Morbidity

Acute health conditions (%)

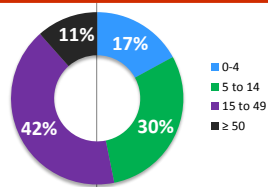


Top 5 acute health conditions

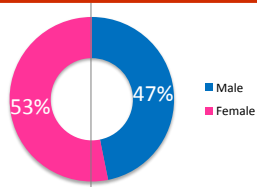
	% morbidity	# of cases
1 Upper Respiratory Tract Infection (URTI)	36%	125
2 Watery diarrhoea*	8%	26
3 Dental Conditions	7%	23
4 Lower Respiratory Tract Infection (LRTI)	4%	13
5 Skin infection	3%	12
- Other	42%	147

Breakdown of acute health conditions

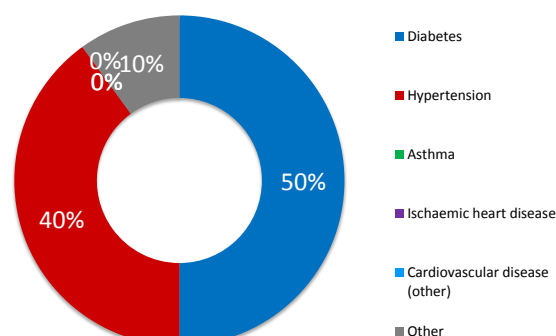
by age



by gender



Chronic health conditions (%)

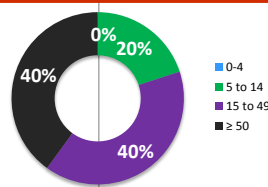


Top 5 chronic health conditions

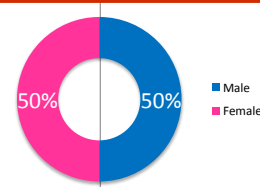
	% morbidity	# of cases
1 Diabetes	50%	5
2 Hypertension	40%	4
3 Asthma	0%	0
4 Ischaemic heart disease	0%	0
5 Cardiovascular disease (other)	0%	0
- Other	10%	1

Breakdown of chronic health conditions

by age



by gender



Public Health

Health Impact

Indicator	Standard
Crude Mortality Rate (CMR) (/1000/month)	0.0 < 1.5
Under-five Mortality Rate (U5MR) (/1000/month)	0.0 < 3.0
Neonatal Mortality Rate (NNMR) (/1000 livebirths)	0.0 < 40

Access and utilization

No. of health facilities	1.0	1 : < 10,000
Total number of consultations	369	
Health utilisation rate	6.8	1 - 4
No. of consultations per trained clinician per day	31	< 50

Reproductive health

Proportion of first time antenatal visits made < 1st trimester	100%	≥ 90%
--	------	-------

Outbreak Alert and Response

Indicator	Standard
Number of outbreaks reported	0
% of outbreaks investigated within 48 hours	100%

Laboratory

Number of laboratory samples	22
------------------------------	----

Immunization

Measles vaccination rate	N/A	> 95%
Full vaccination rate	N/A	> 95%
Program drop-out rate	N/A	< 10%
Vaccine wastage rate	N/A	< 8%

Sexual and gender-based violence

Incidence of reported rape	0.0
----------------------------	-----

Top 3 Mental health conditions

	% morbidity	# of cases
1 Epilepsy / seizures	0%	0
2 Alcohol and other substance abuse disorder	0%	0
3 Psychotic disorder	0%	0
- Other	0%	0

Top 3 injuries

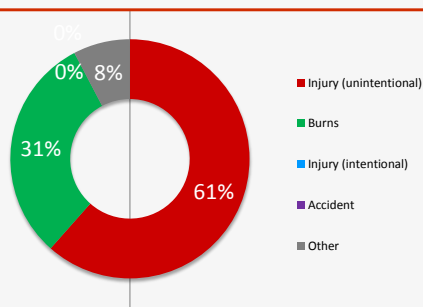
	% morbidity	# of cases
1 Injury (unintentional)	62%	8
2 Burns	31%	4
3 Injury (intentional)	0%	0
- Other	8%	1

Breakdown of mental health conditions

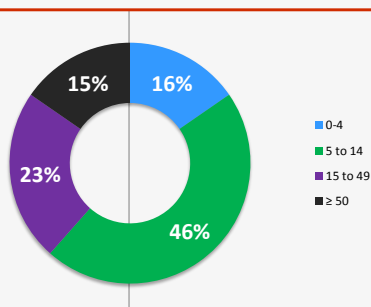
NO MENTAL HEALTH CONDITION REPORTED THIS WEEK

Breakdown of injuries

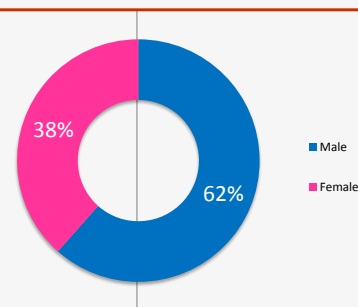
By cause



By age



By gender



We gratefully acknowledge the support of the following agencies:



View interactive maps and statistics online
<http://twine.unhcr.org>

