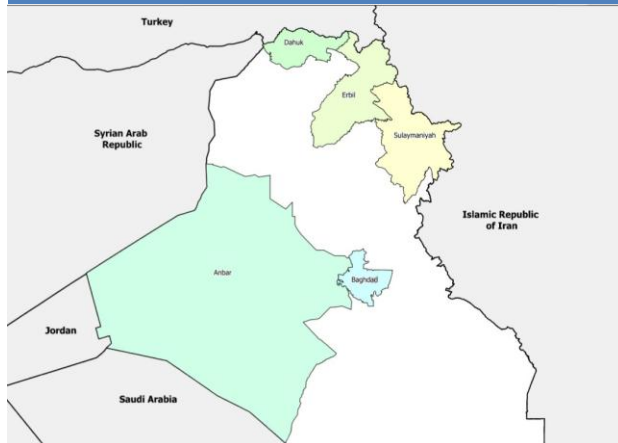

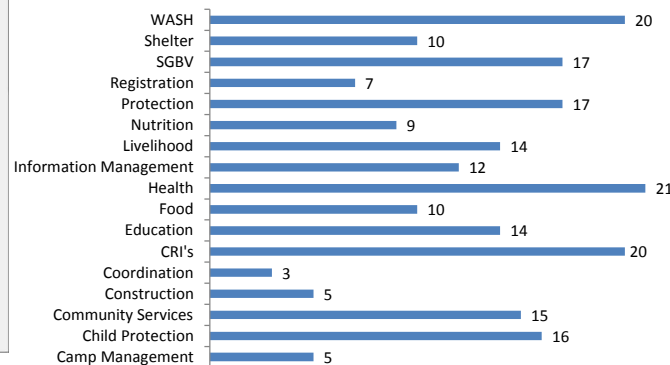


# SYRIA REFUGEE RESPONSE - Iraq : Inter Agency Sector Activities – Who's doing What Where (3Ws)



**54** organizations operating in **4** governorates in **13** camps and non-camps

## Number of Humanitarian Partners by Sector in Iraq



**217,144** Syrian Refugees Registered



\*as of 31 December 2013

m:millions

## Number of Humanitarian Partners by Governorate

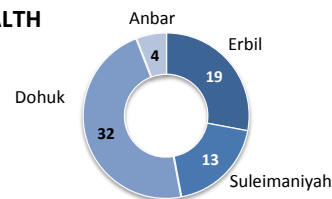
Anbar **8**  
Dohuk **34**  
Erbil **27**  
Suleimaniyah **28**

## Number of interventions by humanitarian partner by Governorate



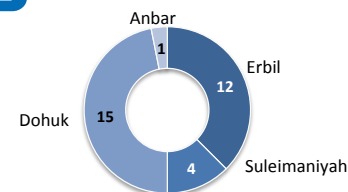
### HEALTH

**21** partners



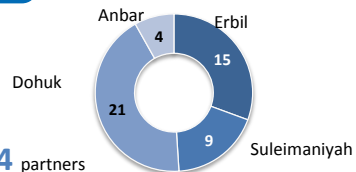
### SHELTER

**10** partners



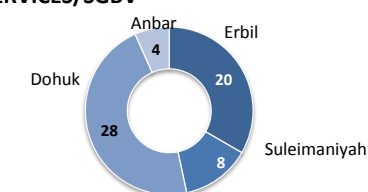
### EDUCATION

**14** partners



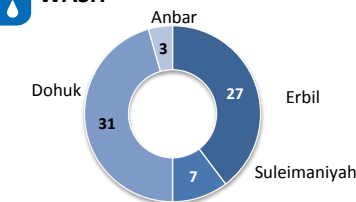
### PROTECTION/COMMUNITY SERVICES/SGBV

**49** partners



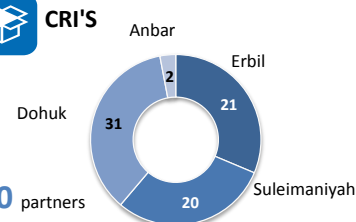
### WASH

**20** partners



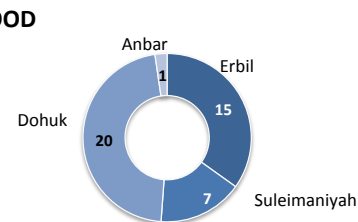
### CRI'S

**20** partners



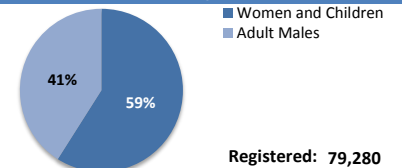
### FOOD

**10** partners

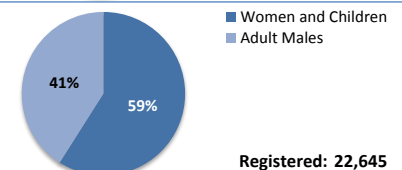


## Registration Information as of 27 January 2014

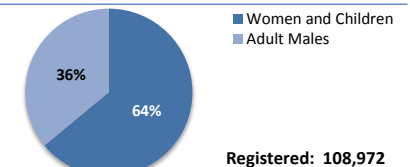
### Erbil



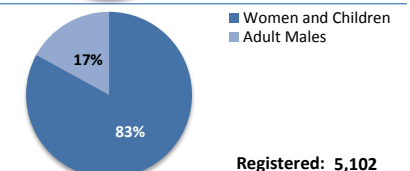
### Suleimaniyah



### Dohuk



### Anbar



### Mosul & Other

Registered: **1,145**

## Total Registered :

**217,144**

Prepared by UNHCR IM Unit. For more information contact : [IRQERBIM@unhcr.org](mailto:IRQERBIM@unhcr.org)

Last Updated 30 Jan. 2014