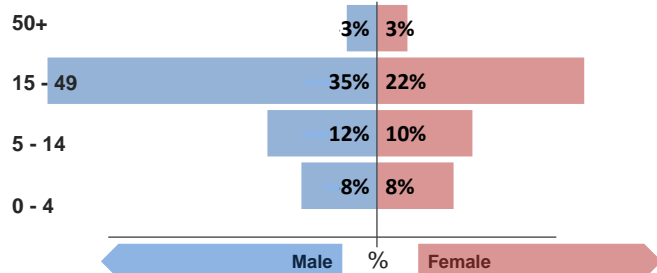


Refugee population

Total refugee population in **reporting camps**:

47,778 §

Demographic breakdown:



Key facts

Estimated total population living in Duhok camps:

50,734 §

*Camps reporting health data:

Domiz
Gawilan

Population:
Syrian refugees

§ Source of population data:
Estimates from UNHCR data

Indicators at a glance

	Indicator	Standard
1	Health utilisation rate	2.7 1 - 4
2	Number of consultations per clinician per day	53 < 50
3	Proportion of first time antenatal visits made < 1st trimester	95% ≥ 90%
4	Measles immunisation coverage	N/A > 90%
5	Polio III immunisation coverage	N/A > 90%
6	Crude Mortality Rate (CMR) (/1000/month)	0.0 < 1.5
7	Under-five Mortality Rate (U5MR) (/1000/month)	0.0 < 3.0
8	Neonatal Mortality Rate (NNMR) (/1000 livebirths)	0.0 < 40

Notes

This public health profile for Duhok camps is compiled from health data obtained from reporting agencies. Data is collected using standardised Health Information System (HIS) data collection and reporting tools and aims to be as accurate as possible.

Agencies reporting:

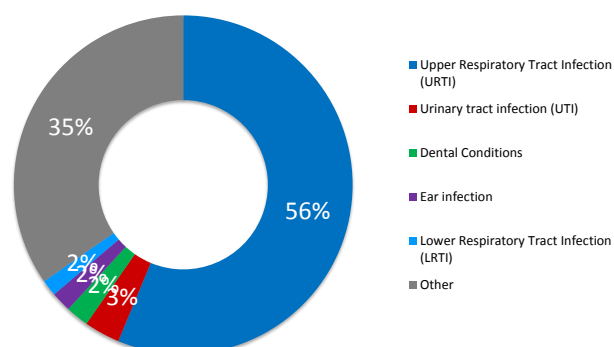
DOH-Duhok

MSF

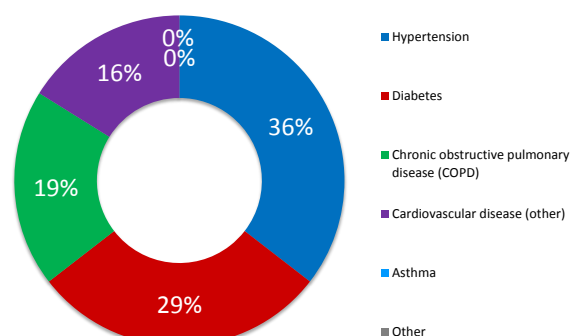
PU-AMI

Morbidity

Acute health conditions (%)



Chronic health conditions (%)



Top 5 acute health conditions

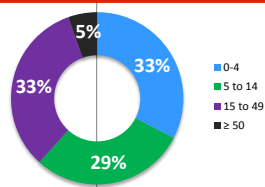
	% morbidity	# of cases
1 Upper Respiratory Tract Infection (URTI)	56%	1,054
2 Urinary tract infection (UTI)	3%	64
3 Dental Conditions	2%	41
4 Ear infection	2%	36
5 Lower Respiratory Tract Infection (LRTI)	2%	29
- Other	35%	649

Top 5 chronic health conditions

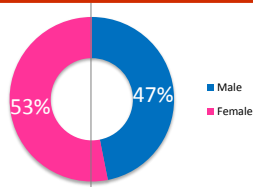
	% morbidity	# of cases
1 Hypertension	35%	22
2 Diabetes	29%	18
3 Chronic obstructive pulmonary disease (COPD)	19%	12
4 Cardiovascular disease (other)	16%	10
5 Asthma	0%	0
- Other	0%	0

Breakdown of acute health conditions

by age

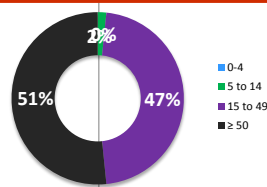


by gender

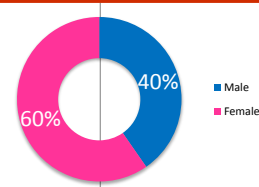


Breakdown of chronic health conditions

by age



by gender



Public Health

Health Impact

Indicator	Standard
Crude Mortality Rate (CMR) (/1000/month)	0.0 < 1.5
Under-five Mortality Rate (U5MR) (/1000/month)	0.0 < 3.0
Neonatal Mortality Rate (NNMR) (/1000 livebirths)	0.0 < 40

Access and utilization

No. of health facilities	1.0	1 : < 10,000
Total number of consultations	2,488	
Health utilisation rate	2.7	1 - 4
No. of consultations per trained clinician per day	53	< 50

Reproductive health

Proportion of first time antenatal visits made < 1st trimester	95%	≥ 90%
--	-----	-------

Outbreak Alert and Response

Number of outbreaks reported	0	
% of outbreaks investigated within 48 hours	N/A	100%
Routine immunization		
BCG immunisation coverage	N/A	> 90%
DPT 1 immunisation coverage	N/A	> 90%
Measles immunisation coverage	N/A	> 90%
Polio III immunisation coverage	N/A	> 90%
MMR immunisation coverage	N/A	> 90%
Vitamin A coverage	N/A	> 90%

Sexual and gender-based violence

Incidence of reported rape	0.0
----------------------------	-----

Top 3 Mental health conditions

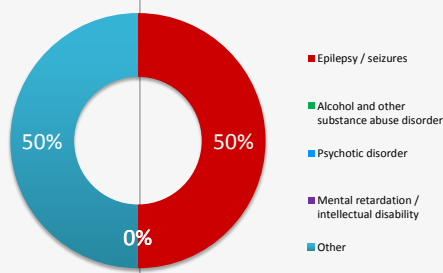
	% morbidity	# of cases
1 Epilepsy / seizures	50%	1
2 Alcohol and other substance abuse disorder	0%	0
3 Psychotic disorder	0%	0
- Other	50%	1

Top 3 injuries

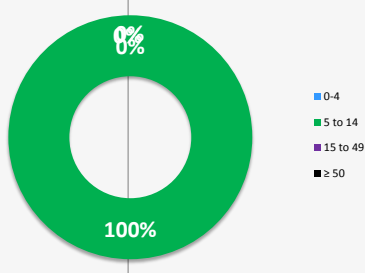
	% morbidity	# of cases
1 Injury (unintentional)	15%	81
2 Burns	12%	68
3 Injury (intentional)	0%	0
- Other	73%	402

Breakdown of mental health conditions

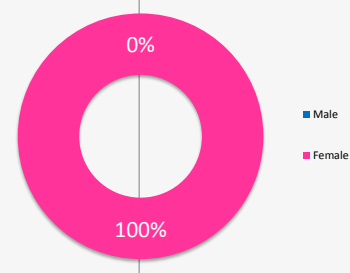
By cause



By age

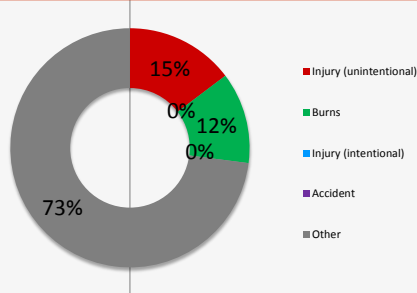


By gender

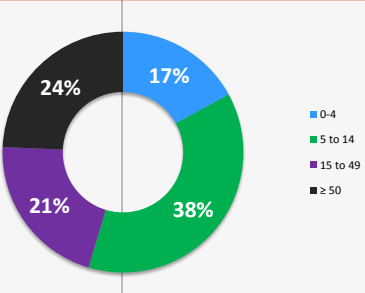


Breakdown of injuries

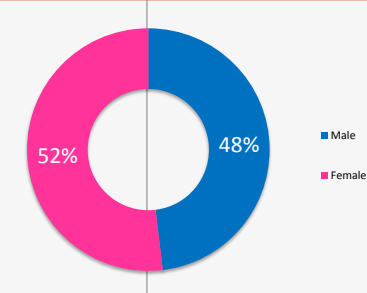
By cause



By age



By gender



We gratefully acknowledge the support of the following agencies:



View interactive maps and statistics online
<http://twine.unhcr.org>

