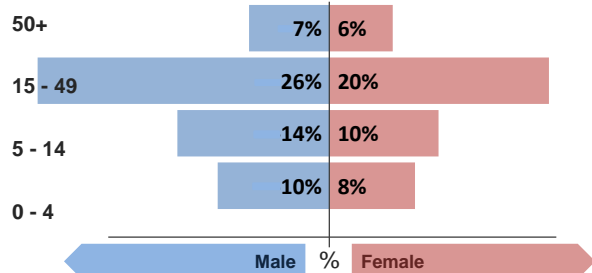


### Refugee population

Total refugee population: **2,703** \*

Demographic breakdown:



### Key facts

Camp opened: **August 2013**

Planned capacity: **5,000**

Area: **0.3 Km sq**

Population: **Syrian refugees, majority from Qamishli**

\* Source of population data: **Estimates from UNHCR registration**

### Indicators at a glance

	Indicator	Standard
1	Health utilisation rate	7.5
2	Number of consultations per clinician per day	56
3	Proportion of first time antenatal visits made < 1st trimester	N/A
4	Measles immunisation coverage	N/A
5	Polio III immunisation coverage	N/A
6	Crude Mortality Rate (CMR) (/1000/month)	0.0
7	Under-five Mortality Rate (U5MR) (/1000/month)	0.0
8	Neonatal Mortality Rate (NNMR) (/1000 livebirths)	0.0

### Notes

#### HIGHLIGHTS

Health utilisation, slightly elevated.

A high proportion of cases present with upper respiratory infections.

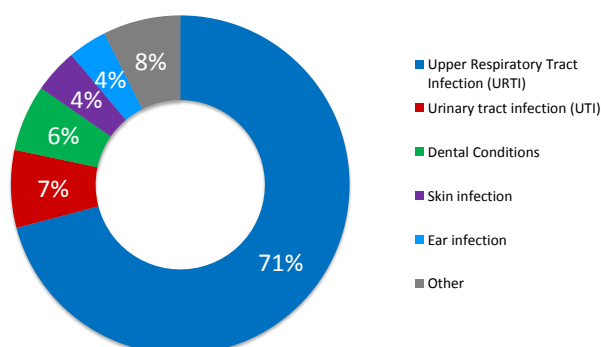
This public health profile for Arbat refugee camp is compiled from health data obtained from reporting agencies. Data is collected using standardised Health Information System (HIS) data collection and reporting tools and aims to be as accurate as possible.

Agencies reporting:

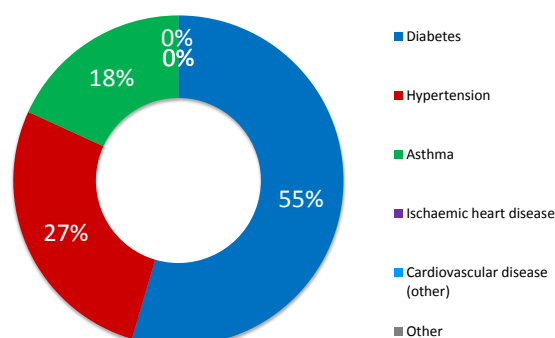
DOH - Sulaymaniyah

### Morbidity

#### Acute health conditions (%)



#### Chronic health conditions (%)



#### Top 5 acute health conditions

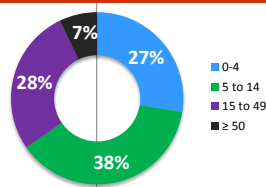
	% morbidity	# of cases
1 Upper Respiratory Tract Infection (URTI)	71%	268
2 Urinary tract infection (UTI)	7%	28
3 Dental Conditions	6%	24
4 Skin infection	4%	16
5 Ear infection	4%	14
- Other	7%	28

#### Top 5 chronic health conditions

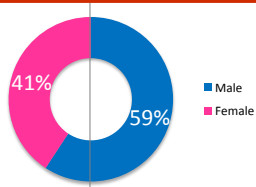
	% morbidity	# of cases
1 Diabetes	55%	6
2 Hypertension	27%	3
3 Asthma	18%	2
4 Ischaemic heart disease	0%	0
5 Cardiovascular disease (other)	0%	0
- Other	0%	0

#### Breakdown of acute health conditions

##### by age

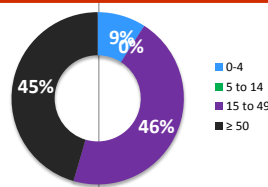


##### by gender

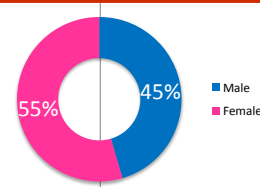


#### Breakdown of chronic health conditions

##### by age



##### by gender



## Public Health

### Health Impact

Indicator	Standard
Crude Mortality Rate (CMR) (/1000/month)	0.0 < 1.5
Under-five Mortality Rate (U5MR) (/1000/month)	0.0 < 3.0
Neonatal Mortality Rate (NNMR) (/1000 livebirths)	0.0 < 40

### Access and utilization

No. of health facilities	1.0	1 : < 10,000
Total number of consultations	390	
Health utilisation rate	7.5	1 - 4
No. of consultations per trained clinician per day	56	< 50

### Reproductive health

Proportion of first time antenatal visits made < 1st trimester	N/A	≥ 90%
--	-----	-------

### Outbreak Alert and Response

Number of outbreaks reported	0	
% of outbreaks investigated within 48 hours	N/A	100%

### Routine immunization

BCG immunisation coverage	N/A	> 90%
DPT 1 immunisation coverage	N/A	> 90%
Measles immunisation coverage	N/A	> 90%
Polio III immunisation coverage	N/A	> 90%
MMR immunisation coverage	N/A	> 90%
Vitamin A coverage	N/A	> 90%

### Sexual and gender-based violence

Incidence of reported rape	0.0	
----------------------------	-----	--

## Top 3 Mental health conditions

	% morbidity	# of cases
1 Epilepsy / seizures	0%	0
2 Alcohol and other substance abuse disorder	0%	0
3 Psychotic disorder	0%	0
- Other	0%	0

## Top 3 injuries

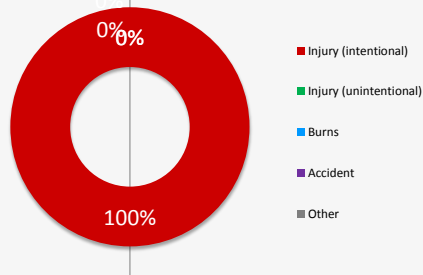
	% morbidity	# of cases
1 Injury (intentional)	100%	1
2 Injury (unintentional)	0%	0
3 Burns	0%	0
- Other	0%	0

## Breakdown of mental health conditions

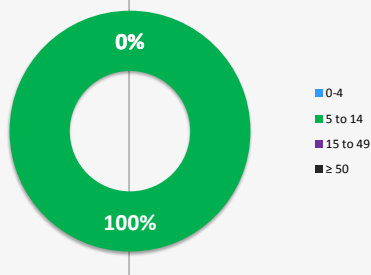
NO MENTAL HEALTH CONDITIONS REPORTED THIS WEEK

## Breakdown of injuries

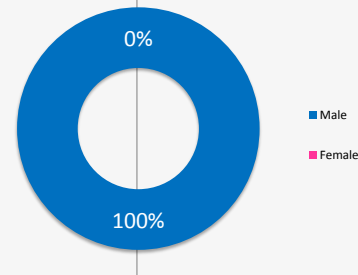
### By cause



### By age



### By gender



We gratefully acknowledge the support of the following agencies:



View interactive maps and statistics online  
<http://twine.unhcr.org>

