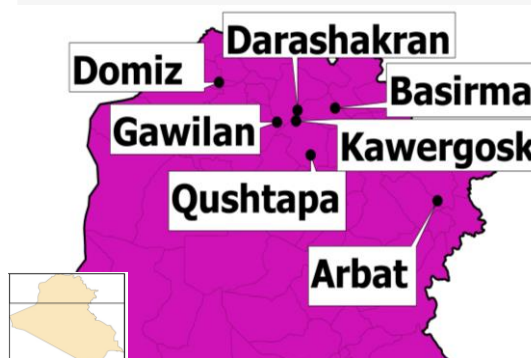
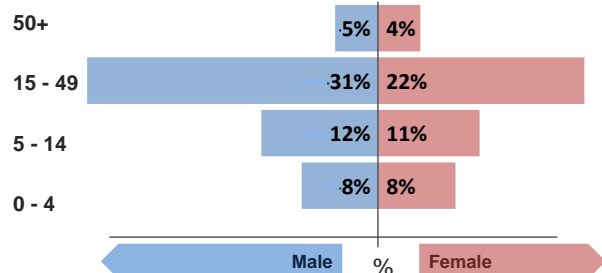


Refugee population

Total refugee population in **reporting camps**:**76,570** §

Demographic breakdown:



Key facts

Estimated total population living in camps: **79,690** §*Camps reporting health data:
Duhok: Gawilan, Domiz**Erbil: Kawergosk, Qushtapa, Darashakran, Basirma****Sulaymaniyah: Arbat**

Population:

§ Source of population data:
Estimates from UNHCR data

Indicators at a glance

	Indicator	Standard
1	Health utilisation rate	4.7
2	Number of consultations per clinician per day	56
3	Proportion of first time antenatal visits made < 1st trimester	98%
4	Measles immunisation coverage	116%
5	Polio III immunisation coverage	95%
6	Crude Mortality Rate (CMR) (/1000/month)	0.0
7	Under-five Mortality Rate (U5MR) (/1000/month)	0.0
8	Neonatal Mortality Rate (NNMR) (/1000 livebirths)	0.0

Notes

This public health profile for Kurdistan camps is compiled from health

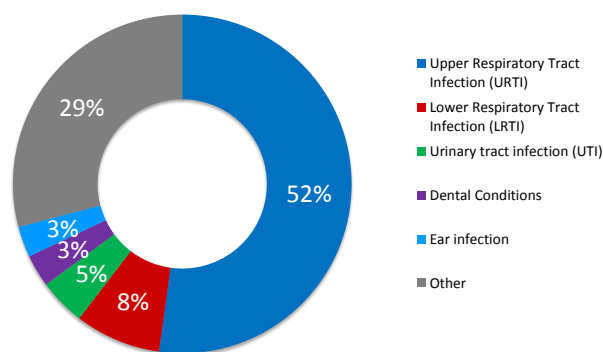
data obtained from reporting agencies. Data is collected using standardised Health Information System (HIS) data collection and reporting tools and aims to be as accurate as possible.

Agencies reporting:

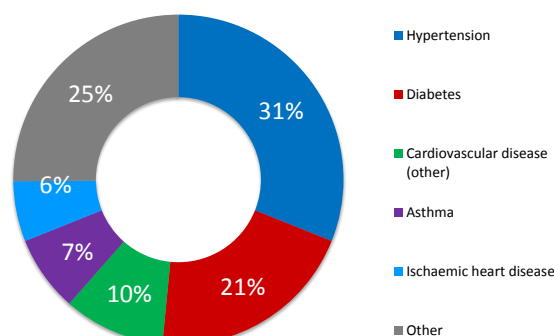
PU-AMI (Gawilan)**MSF (Domiz, Kawergosk, Qushtapa)****DOH Erbil (Darashakran, Basirma)****DOH Dohuk (Gawilan, Domiz)****DOH Sulaymaniyah (Arbat)**

Morbidity

Acute health conditions (%)



Chronic health conditions (%)



Top 5 acute health conditions

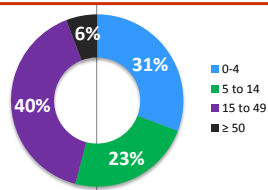
	% morbidity	# of cases
1 Upper Respiratory Tract Infection (URTI)	52%	3,165
2 Lower Respiratory Tract Infection (LRTI)	8%	498
3 Urinary tract infection (UTI)	4%	271
4 Dental Conditions	3%	187
5 Ear infection	3%	179
- Other	29%	1,764

Top 5 chronic health conditions

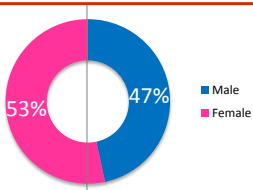
	% morbidity	# of cases
1 Hypertension	31%	100
2 Diabetes	20%	66
3 Cardiovascular disease (other)	10%	32
4 Asthma	7%	24
5 Ischaemic heart disease	6%	19
- Other	25%	81

Breakdown of acute health conditions

by age

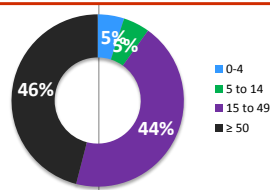


by gender

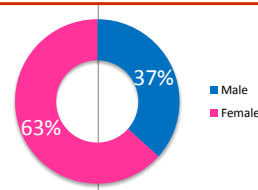


Breakdown of chronic health conditions

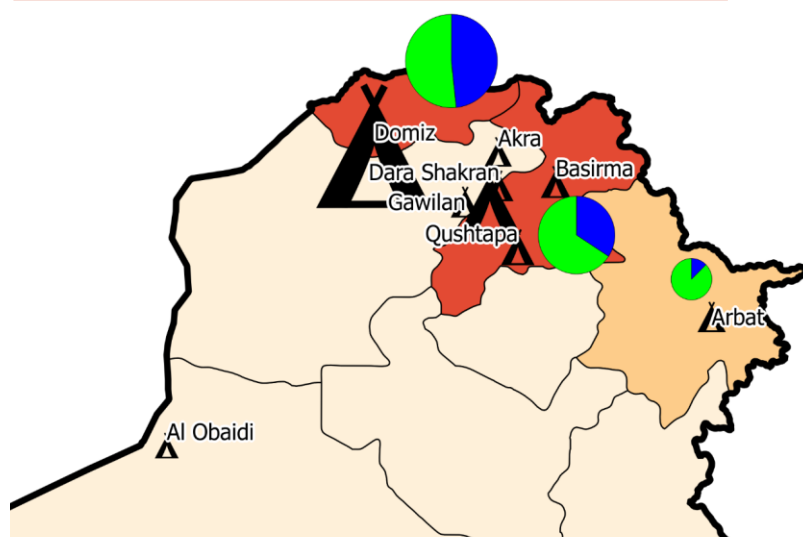
by age



by gender



Kurdistan camps at a glance



1 Population

Arbat	2703
Basirma	3004
Darashakran	6040
Domiz	44968
Gawilan	2810
Kawergosk	13201
Qushtapa	3844

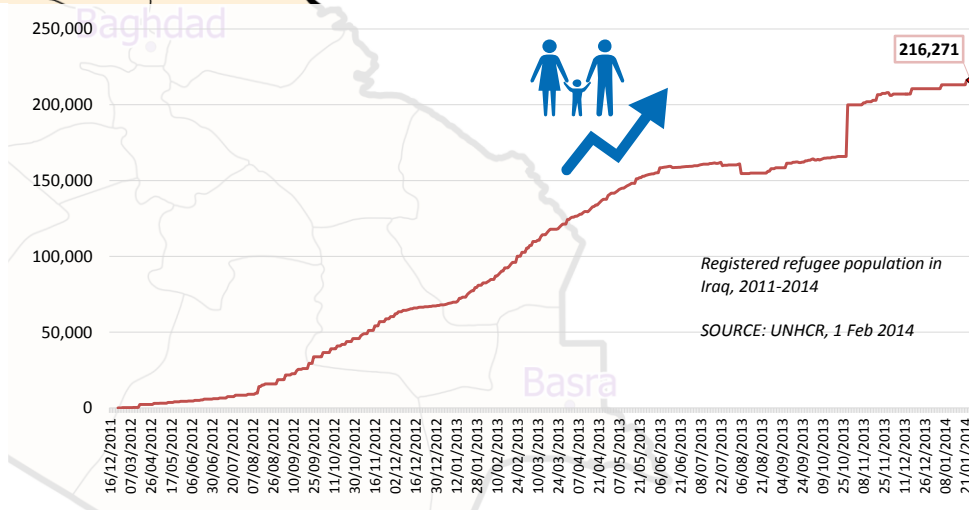
Refugee population

by governorate

 <10,000
 10,000 to <30,000
 30,000 to <60,000
 60,000 to <120,000
 120,000 or more

Refugee camp

Non-camp refugees
 Camp refugees



2

Health
utilisation
rate¹

Arbat	7.5
Basirma	17.3
Darashakran	11.7
Domiz	2.2
Gawilan	14.1
Kawergosk	5.1
Qushtapa	2.6

3

Consultations
per clinician
per day

Arbat	56
Basirma	72
Darashakran	65
Domiz	54
Gawilan	64
Kawergosk	46
Qushtapa	33

4

Incidence
of
ARI²

Arbat	99.9
Basirma	183.4
Darashakran	125.5
Domiz	19.9
Gawilan	130.2
Kawergosk	52.0
Qushtapa	35.6

5

Incidence³
of
diarrhoea

Arbat	0.0
Basirma	9.0
Darashakran	2.3
Domiz	0.3
Gawilan	10.3
Kawergosk	2.0
Qushtapa	1.6

6

Proportion of
consultations
due to
NCDs

Arbat	3%
Basirma	2%
Darashakran	17%
Domiz	4%
Gawilan	4%
Kawergosk	7%
Qushtapa	0%

7

Estimated routine
polio III
immunisation
coverage
(<1 year)

Arbat	N/A
Basirma	76%
Darashakran	82%
Domiz	N/A
Gawilan	NAD
Kawergosk	106%
Qushtapa	89%

NOTES

1. Health utilisation rate estimates the number of consultations per refugee per year

2. ARI: Acute respiratory infections. It includes both lower and upper respiratory infections

3. Incidence in this report is number of consultations for acute illness per 1000 refugees per week

NAD: No adequate data available to conduct estimation; N/A: data not available; NCD: Non-communicable diseases (e.g. diabetes, hypertension, heart diseases)

Public Health

Health Impact	Indicator	Standard	Outbreak Alert and Response	Indicator	Standard
Crude Mortality Rate (CMR) (/1000/month)	0.0	< 1.5	Number of outbreaks reported	0	
Under-five Mortality Rate (U5MR) (/1000/month)	0.0	< 3.0	% of outbreaks investigated within 48 hours	N/A	100%
Neonatal Mortality Rate (NNMR) (/1000 livebirths)	0.0	< 40	Routine immunization		
			BCG immunisation coverage	61%	> 90%
			DPT 1 immunisation coverage	77%	> 90%
			Measles immunisation coverage	116%	> 90%
			Polio III immunisation coverage	95%	> 90%
			MMR immunisation coverage	118%	> 90%
			Vitamin A coverage	97%	> 90%
Access and utilization					
No. of health facilities	1.0	1 : < 10,000			
Total number of consultations	6,891				
Health utilisation rate	4.7	1 - 4			
No. of consultations per trained clinician per day	56	< 50			
Reproductive health			Sexual and gender-based violence		
Proportion of first time antenatal visits made < 1st trimester	98%	≥ 90%	Incidence of reported rape	0.0	

Top 3 Mental health conditions

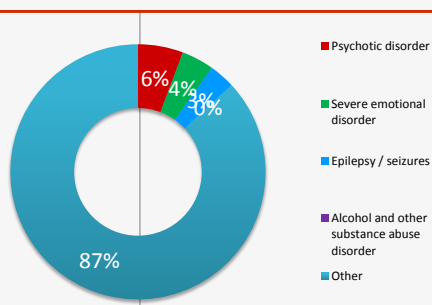
	% morbidity	# of cases
1 Psychotic disorder	6%	7
2 Severe emotional disorder	4%	5
3 Epilepsy / seizures	3%	4
- Other	87%	106

Top 3 injuries

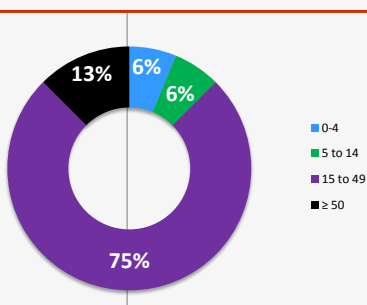
	% morbidity	# of cases
1 Injury (unintentional)	18%	69
2 Burns	13%	51
3 Injury (intentional)	1%	5
- Other	67%	258

Breakdown of mental health conditions

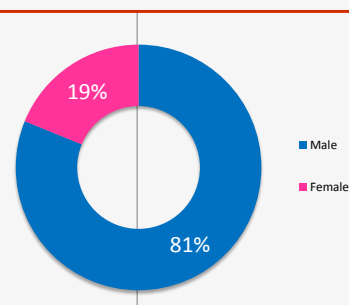
By cause



By age

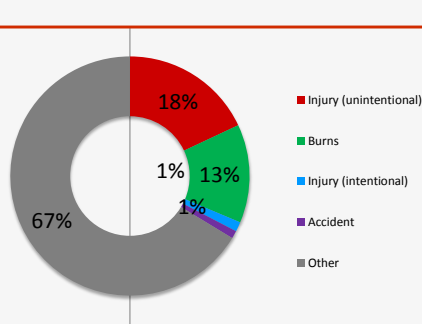


By gender

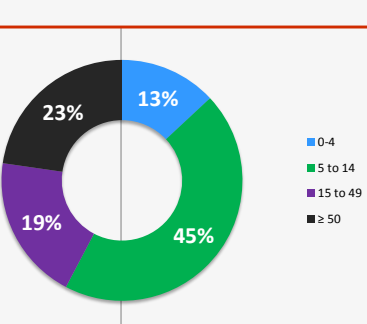


Breakdown of injuries

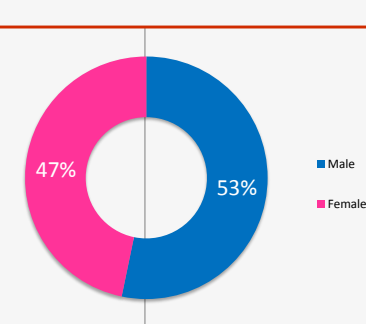
By cause



By age



By gender



We gratefully acknowledge the support of the following agencies:



View interactive maps and statistics online
<http://twine.unhcr.org>

