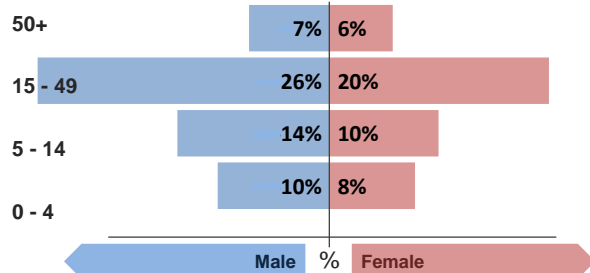


Refugee population

Total refugee population: **2,703** *

Demographic breakdown:



Key facts

Camp opened: **August 2013**

Planned capacity: **5,000**

Area: **0.3 Km sq**

Population: **Syrian refugees, majority from Qamishli**

* Source of population data: **Estimates from UNHCR registration**

Indicators at a glance

	Indicator	Standard
1	Health utilisation rate	7.9
2	Number of consultations per clinician per day	59
3	Proportion of first time antenatal visits made < 1st trimester	N/A
4	Measles immunisation coverage	N/A
5	Polio III immunisation coverage	N/A
6	Crude Mortality Rate (CMR) (/1000/month)	0.0
7	Under-five Mortality Rate (U5MR) (/1000/month)	0.0
8	Neonatal Mortality Rate (NNMR) (/1000 livebirths)	0.0

Notes

HIGHLIGHTS

Health utilisation, slightly elevated.

A high proportion of cases present with upper respiratory infections.

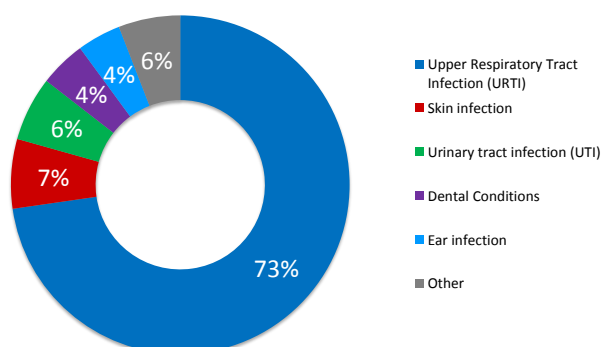
This public health profile for Arbat refugee camp is compiled from health data obtained from reporting agencies. Data is collected using standardised Health Information System (HIS) data collection and reporting tools and aims to be as accurate as possible.

Agencies reporting:

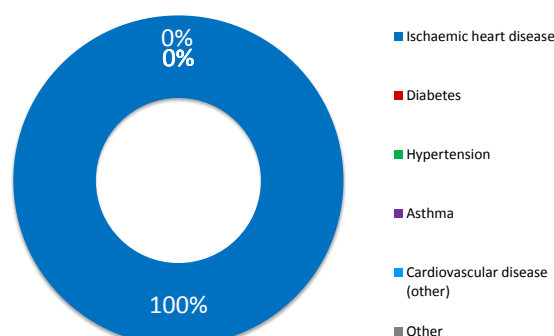
DOH - Sulaymaniyah

Morbidity

Acute health conditions (%)



Chronic health conditions (%)



Top 5 acute health conditions

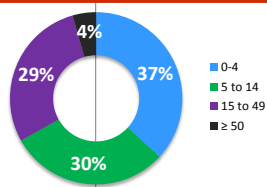
	% morbidity	# of cases
1 Upper Respiratory Tract Infection (URTI)	73%	296
2 Skin infection	7%	27
3 Urinary tract infection (UTI)	6%	25
4 Dental Conditions	4%	18
5 Ear infection	4%	17
- Other	6%	24

Top 5 chronic health conditions

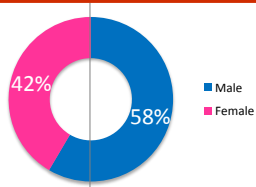
	% morbidity	# of cases
1 Ischaemic heart disease	100%	1
2 Diabetes	0%	0
3 Hypertension	0%	0
4 Asthma	0%	0
5 Cardiovascular disease (other)	0%	0
- Other	0%	0

Breakdown of acute health conditions

by age

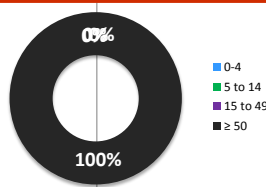


by gender

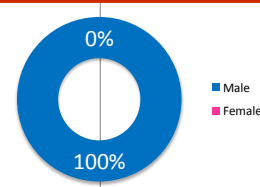


Breakdown of chronic health conditions

by age



by gender



Public Health

Health Impact

Indicator	Standard
Crude Mortality Rate (CMR) (/1000/month)	0.0 < 1.5
Under-five Mortality Rate (U5MR) (/1000/month)	0.0 < 3.0
Neonatal Mortality Rate (NNMR) (/1000 livebirths)	0.0 < 40

Access and utilization

No. of health facilities	1.0	1 : < 10,000
Total number of consultations	412	
Health utilisation rate	7.9	1 - 4
No. of consultations per trained clinician per day	59	< 50

Reproductive health

Proportion of first time antenatal visits made < 1st trimester	N/A	≥ 90%
--	-----	-------

Outbreak Alert and Response

Indicator	Standard
Number of outbreaks reported	0
% of outbreaks investigated within 48 hours	N/A 100%
Routine immunization	
BCG immunisation coverage	N/A > 90%
DPT 1 immunisation coverage	N/A > 90%
Measles immunisation coverage	N/A > 90%
Polio III immunisation coverage	N/A > 90%
MMR immunisation coverage	N/A > 90%
Vitamin A coverage	N/A > 90%

Sexual and gender-based violence

Incidence of reported rape	0.0
----------------------------	-----

Top 3 Mental health conditions

	% morbidity	# of cases
1 Epilepsy / seizures	0%	0
2 Alcohol and other substance abuse disorder	0%	0
3 Psychotic disorder	0%	0
- Other	0%	0

Top 3 injuries

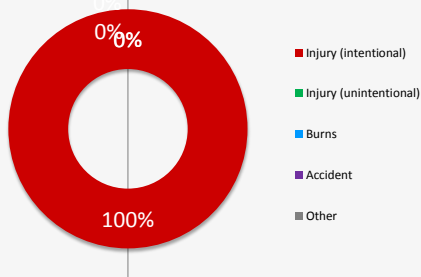
	% morbidity	# of cases
1 Injury (intentional)	100%	4
2 Injury (unintentional)	0%	0
3 Burns	0%	0
- Other	0%	0

Breakdown of mental health conditions

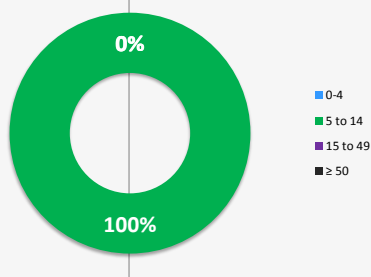
NO MENTAL HEALTH CONDITIONS REPORTED THIS WEEK

Breakdown of injuries

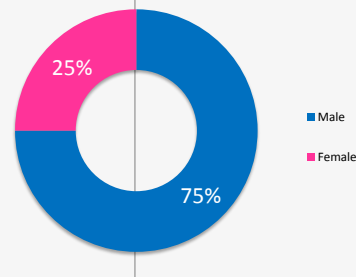
By cause



By age



By gender



We gratefully acknowledge the support of the following agencies:



View interactive maps and statistics online
<http://twine.unhcr.org>

