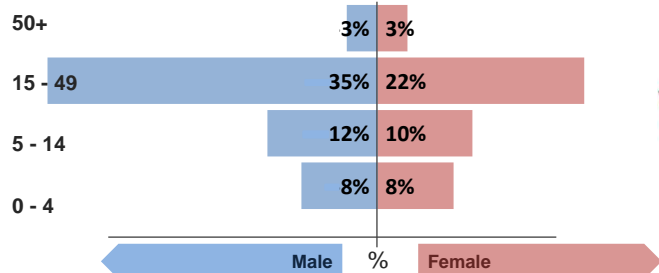


Refugee population

Total refugee population in **reporting camps**:

47,778 §

Demographic breakdown:



Key facts

Estimated total population living in Duhok camps:

50,734 §

*Camps reporting health data:

Domiz
Gawilan

Population:
Syrian refugees

§ Source of population data:
Estimates from UNHCR data

Indicators at a glance

	Indicator	Standard
1	Health utilisation rate	2.6
2	Number of consultations per clinician per day	51
3	Proportion of first time antenatal visits made < 1st trimester	97%
4	Measles immunisation coverage	N/A
5	Polio III immunisation coverage	N/A
6	Crude Mortality Rate (CMR) (/1000/month)	0.1
7	Under-five Mortality Rate (U5MR) (/1000/month)	0.0
8	Neonatal Mortality Rate (NNMR) (/1000 livebirths)	0.0

Notes

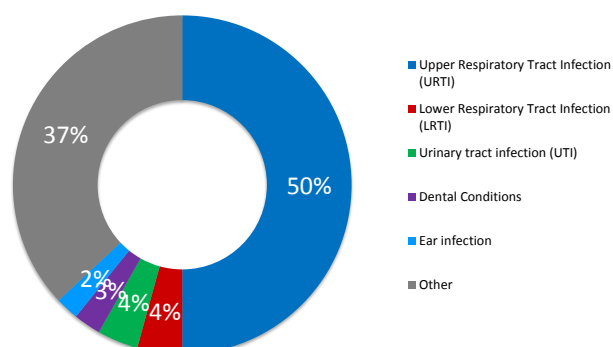
This public health profile for Duhok camps is compiled from health data obtained from reporting agencies. Data is collected using standardised Health Information System (HIS) data collection and reporting tools and aims to be as accurate as possible.

Agencies reporting:

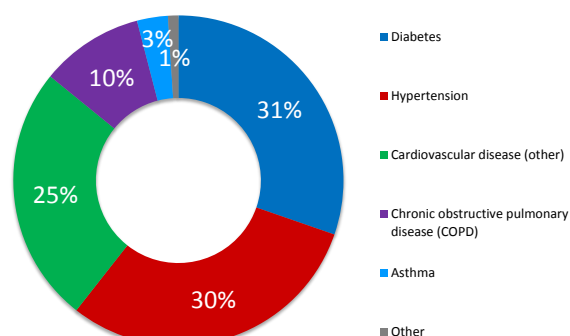
DOH-Duhok
MSF
PU-AMI
IMC

Morbidity

Acute health conditions (%)



Chronic health conditions (%)



Top 5 acute health conditions

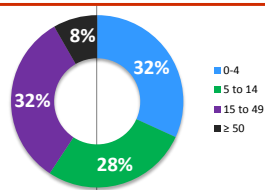
	% morbidity	# of cases
1 Upper Respiratory Tract Infection (URTI)	50%	921
2 Lower Respiratory Tract Infection (LRTI)	4%	79
3 Urinary tract infection (UTI)	4%	72
4 Dental Conditions	3%	48
5 Ear infection	2%	41
- Other	37%	681

Top 5 chronic health conditions

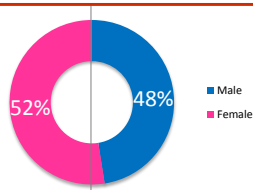
	% morbidity	# of cases
1 Diabetes	30%	30
2 Hypertension	30%	30
3 Cardiovascular disease (other)	25%	25
4 Chronic obstructive pulmonary disease (COPD)	10%	10
5 Asthma	3%	3
- Other	1%	1

Breakdown of acute health conditions

by age

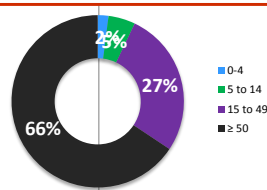


by gender

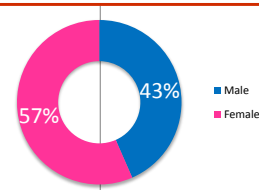


Breakdown of chronic health conditions

by age



by gender



Public Health

Health Impact

Indicator	Standard
Crude Mortality Rate (CMR) (/1000/month)	0.1 < 1.5
Under-five Mortality Rate (U5MR) (/1000/month)	0.0 < 3.0
Neonatal Mortality Rate (NNMR) (/1000 livebirths)	0.0 < 40

Access and utilization

No. of health facilities	1.0	1 : < 10,000
Total number of consultations	2,403	
Health utilisation rate	2.6	1 - 4
No. of consultations per trained clinician per day	51	< 50

Reproductive health

Proportion of first time antenatal visits made < 1st trimester	97%	≥ 90%
--	-----	-------

Outbreak Alert and Response

Indicator	Standard
Number of outbreaks reported	0
% of outbreaks investigated within 48 hours	N/A 100%
Routine immunization	
BCG immunisation coverage	N/A > 90%
DPT 1 immunisation coverage	N/A > 90%
Measles immunisation coverage	N/A > 90%
Polio III immunisation coverage	N/A > 90%
MMR immunisation coverage	N/A > 90%
Vitamin A coverage	N/A > 90%

Sexual and gender-based violence

Incidence of reported rape	0.0
----------------------------	-----

Top 3 Mental health conditions

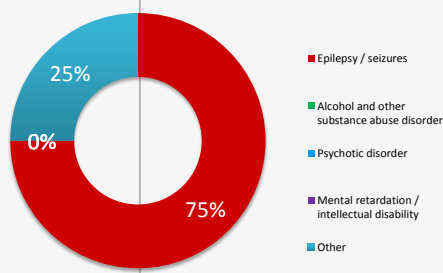
	% morbidity	# of cases
1 Epilepsy / seizures	75%	3
2 Alcohol and other substance abuse disorder	0%	0
3 Psychotic disorder	0%	0
- Other	25%	1

Top 3 injuries

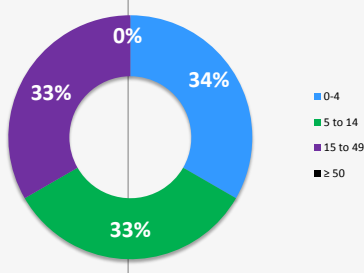
	% morbidity	# of cases
1 Injury (unintentional)	14%	65
2 Burns	10%	48
3 Injury (intentional)	0%	0
- Other	75%	345

Breakdown of mental health conditions

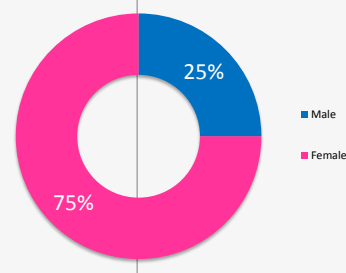
By cause



By age

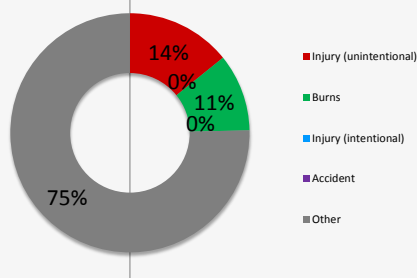


By gender

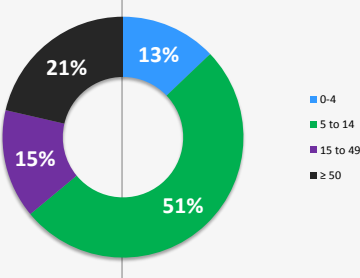


Breakdown of injuries

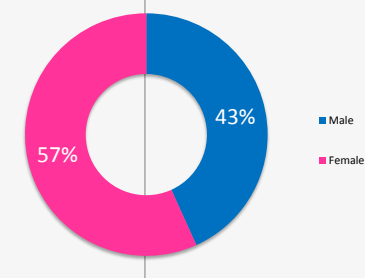
By cause



By age



By gender



We gratefully acknowledge the support of the following agencies:



View interactive maps and statistics online
<http://twine.unhcr.org>

