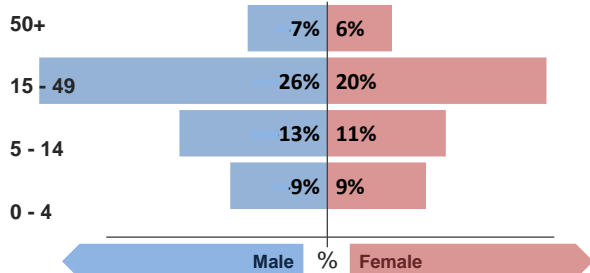


Refugee population

Total refugee population:

2810 *

Demographic breakdown:



Gawilan camp

Key facts

Camp opened:
September 2013Planned capacity:
10,000Area:
1.15 Km sqrPopulation:
Syrian refugees, majority from Qamishli* Source of population data:
Estimates from UNHCR registration

Indicators at a glance

1	Health utilisation rate	12.4	1 - 4
2	Number of consultations per clinician per day	56	< 50
3	Proportion of first time antenatal visits made < 1st trimester	58%	≥ 90%
4	Measles immunisation coverage	76%	> 90%
5	Polio III immunisation coverage	29%	> 90%
6	Crude Mortality Rate (CMR) (/1000/month)	1.4	< 1.5
7	Under-five Mortality Rate (U5MR) (/1000/month)	0.0	< 3.0
8	Neonatal Mortality Rate (NNMR) (/1000 livebirths)	0.0	< 40

Notes

HIGHLIGHTS THIS WEEK

Health facility utilisation rate, above expected range.

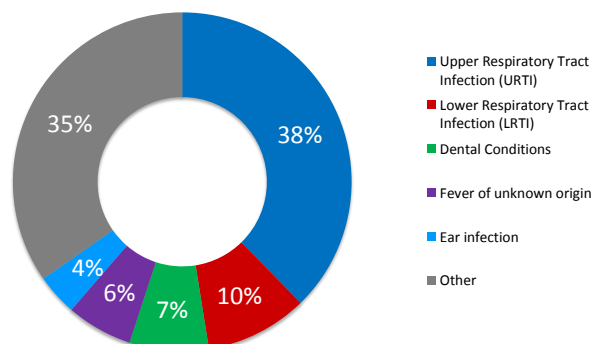
This public health profile for Gawilan refugee camp is compiled from health data obtained from reporting agencies. Data is collected using standardised Health Information System (HIS) data collection and reporting tools and aims to be as accurate as possible.

Agencies reporting:

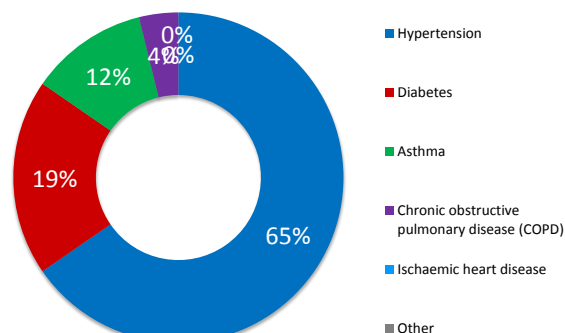
**PU-AMI
DOH - Dohuk**

Morbidity

Acute health conditions (%)



Chronic health conditions (%)



Top 5 acute health conditions

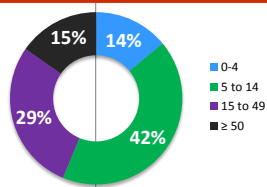
	% morbidity	# of cases
1 Upper Respiratory Tract Infection (URTI)	38%	239
2 Lower Respiratory Tract Infection (LRTI)	10%	62
3 Dental Conditions	8%	48
4 Fever of unknown origin	6%	40
5 Ear infection	4%	25
- Other	35%	220

Top 5 chronic health conditions

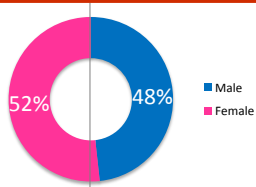
	% morbidity	# of cases
1 Hypertension	65%	17
2 Diabetes	19%	5
3 Asthma	12%	3
4 Chronic obstructive pulmonary disease (COPD)	4%	1
5 Ischaemic heart disease	0%	0
- Other	0%	0

Breakdown of acute health conditions

by age

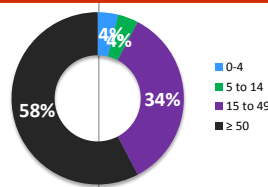


by gender

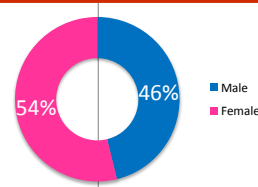


Breakdown of chronic health conditions

by age



by gender



Public Health

Health Impact

Indicator	Standard
Crude Mortality Rate (CMR) (/1000/month)	1.4 < 1.5
Under-five Mortality Rate (U5MR) (/1000/month)	0.0 < 3.0
Neonatal Mortality Rate (NNMR) (/1000 livebirths)	0.0 < 40

Access and utilization

No. of health facilities	1.0	1 : < 10,000
Total number of consultations	671	
Health utilisation rate	12.4	1 - 4
No. of consultations per trained clinician per day	56	< 50

Reproductive health

Proportion of first time antenatal visits made < 1st trimester	58%	≥ 90%
--	-----	-------

Outbreak Alert and Response

Indicator	Standard
Number of outbreaks reported	0
% of outbreaks investigated within 48 hours	N/A 100%
Routine immunization	
BCG immunisation coverage	70% > 90%
DPT 1 immunisation coverage	35% > 90%
Measles immunisation coverage	76% > 90%
Polio III immunisation coverage	29% > 90%
MMR immunisation coverage	223% > 90%
Vitamin A coverage	NR > 90%

Sexual and gender-based violence

Incidence of reported rape	0.0
----------------------------	-----

Top 3 Mental health conditions

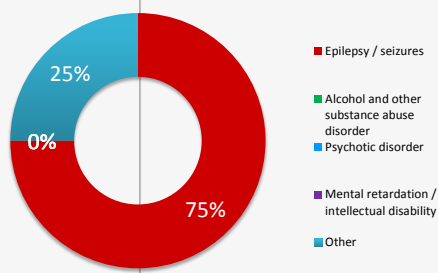
	% morbidity	# of cases
1 Epilepsy / seizures	75%	3
2 Alcohol and other substance abuse disorder	0%	0
3 Psychotic disorder	0%	0
- Other	25%	1

Top 3 injuries

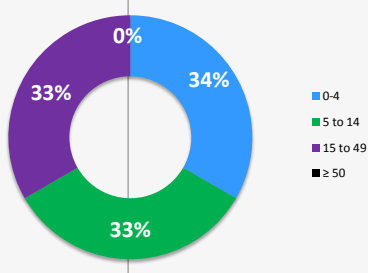
	% morbidity	# of cases
1 Injury (unintentional)	29%	2
2 Injury (intentional)	0%	0
3 Burns	0%	0
- Other	71%	5

Breakdown of mental health conditions

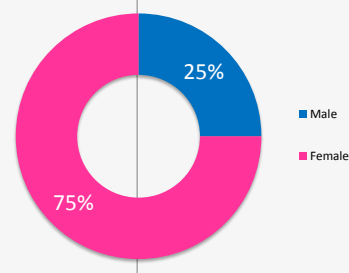
By cause



By age

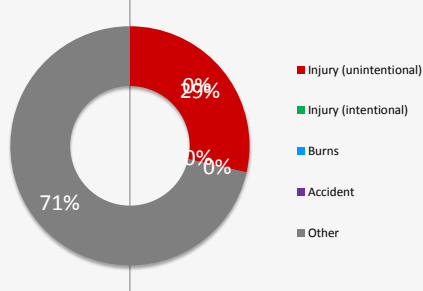


By gender

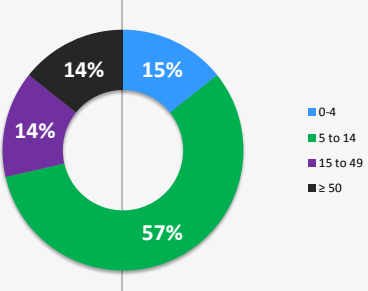


Breakdown of injuries

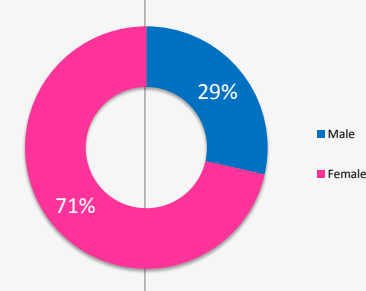
By cause



By age



By gender



We gratefully acknowledge the support of the following agencies:



View interactive maps and statistics online
<http://twine.unhcr.org>

