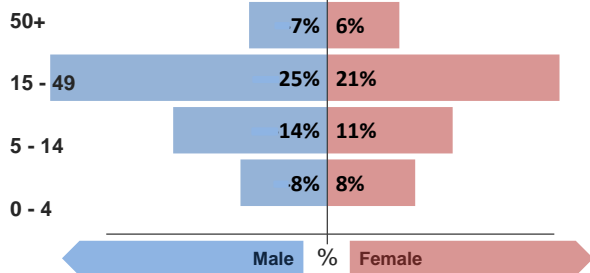


Refugee population

Total refugee population: **6,040** *

Demographic breakdown:



Darashakran camp

Key facts

Camp opened: **September 2013**

Planned capacity: **20,000**

Area: **1.15 Km sq**

Population: **Syrian refugees, majority from Aleppo & Qamishli**

* Source of population data: **Estimates from UNHCR registration**

Indicators at a glance

	Indicator	Standard
1	Health utilisation rate	11.3 1 - 4
2	Number of consultations per clinician per day	63 < 50
3	Proportion of first time antenatal visits made < 1st trimester	N/A ≥ 90%
4	Measles immunisation coverage	168% > 90%
5	Polio III immunisation coverage	92% > 90%
6	Crude Mortality Rate (CMR) (/1000/month)	0.0 < 1.5
7	Under-five Mortality Rate (U5MR) (/1000/month)	0.0 < 3.0
8	Neonatal Mortality Rate (NNMR) (/1000 livebirths)	0.0 < 40

Notes

HIGHLIGHTS

Health utilisation rate (HUR) and consultations per clinicians (CPC) elevated. A thorough investigation of possible explanations for elevated HUR and CPC needed.

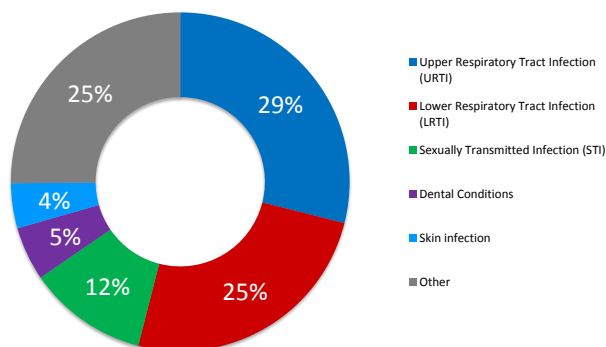
This public health profile for Darashakran refugee camp is compiled from health data obtained from reporting agencies. Data is collected using standardised Health Information System (HIS) data collection and reporting tools and aims to be as accurate as possible.

Agencies reporting:

DOH - Erbil

Morbidity

Acute health conditions (%)

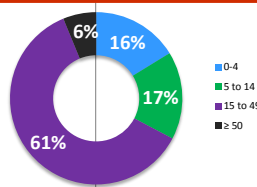


Top 5 acute health conditions

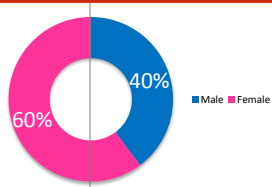
	% morbidity	# of cases
1 Upper Respiratory Tract Infection (URTI)	29%	344
2 Lower Respiratory Tract Infection (LRTI)	25%	298
3 Sexually Transmitted Infection (STI)	11%	136
4 Dental Conditions	5%	61
5 Skin infection	4%	51
- Other	25%	299

Breakdown of acute health conditions

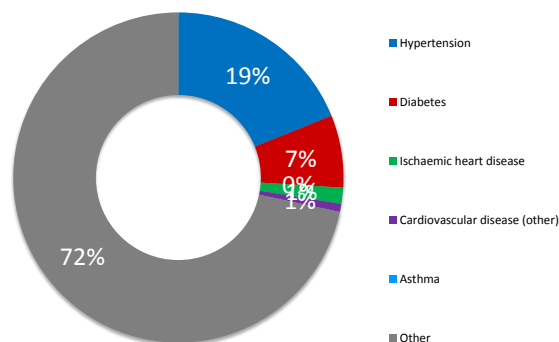
by age



by gender



Chronic health conditions (%)

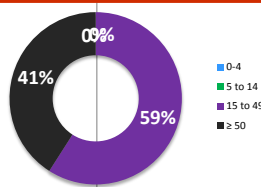


Top 5 chronic health conditions

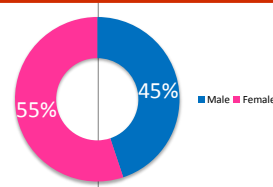
	% morbidity	# of cases
1 Hypertension	19%	24
2 Diabetes	7%	9
3 Ischaemic heart disease	2%	2
4 Cardiovascular disease (other)	1%	1
5 Asthma	0%	0
- Other	72%	91

Breakdown of chronic health conditions

by age



by gender



Public Health

Health Impact

Indicator	Standard
Crude Mortality Rate (CMR) (/1000/month)	0.0 < 1.5
Under-five Mortality Rate (U5MR) (/1000/month)	0.0 < 3.0
Neonatal Mortality Rate (NNMR) (/1000 livebirths)	0.0 < 40

Access and utilization

No. of health facilities	1.0	1 : < 10,000
Total number of consultations	1,317	
Health utilisation rate	11.3	1 - 4
No. of consultations per trained clinician per day	63	< 50

Reproductive health

Proportion of first time antenatal visits made < 1st trimester	N/A	≥ 90%
--	-----	-------

Outbreak Alert and Response

Number of outbreaks reported	0	
% of outbreaks investigated within 48 hours		100%
Routine immunization		
BCG immunisation coverage	66%	> 90%
DPT 1 immunisation coverage	63%	> 90%
Measles immunisation coverage	168%	> 90%
Polio III immunisation coverage	92%	> 90%
MMR immunisation coverage	112%	> 90%
Vitamin A coverage	120%	> 90%

Sexual and gender-based violence

Incidence of reported rape	0.0
----------------------------	-----

Top 3 Mental health conditions

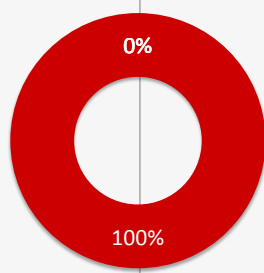
	% morbidity	# of cases
1 Epilepsy / seizures	100%	1
2 Alcohol and other substance abuse disorder	0%	0
3 Psychotic disorder	0%	0
- Other	0%	0

Top 3 injuries

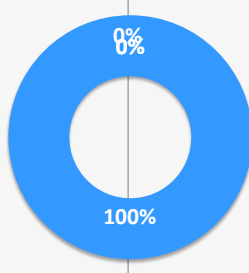
	% morbidity	# of cases
1 Injury (intentional)	0%	0
2 Injury (unintentional)	0%	0
3 Burns	0%	0
- Other	0%	0

Breakdown of mental health conditions

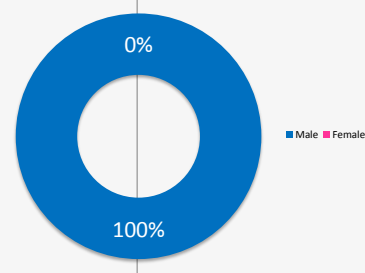
By cause



By age



By gender



Breakdown of injuries

NO INJURIES REPORTED THIS WEEK

We gratefully acknowledge the support of the following agencies:



View interactive maps and statistics online
<http://twine.unhcr.org>

