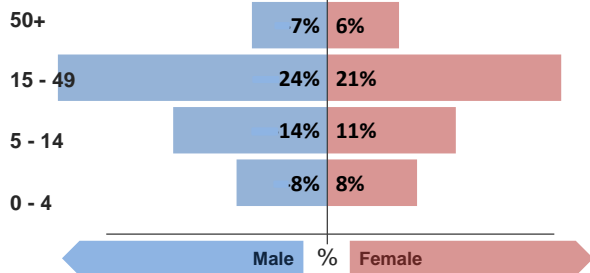


Refugee population

Total refugee population in reporting camps:

26,089 §

Demographic breakdown:



Key facts

Estimated total population living in Erbil camps: 26,089 §

* Camps reporting health data:

Kawergosk
Qushtapa
Darashakran
Basirma

Population: **Syrian refugees**

§ Source of population data: **Estimates from UNHCR registration**

Indicators at a glance

Indicator	Value	Standard
1 Health utilisation rate	7.0	1 - 4
2 Number of consultations per clinician per day	58	< 50
3 Proportion of first time antenatal visits made < 1st trimester	N/A	≥ 90%
4 Measles immunisation coverage	114%	> 90%
5 Polio III immunisation coverage	97%	> 90%
6 Crude Mortality Rate (CMR) (/1000/month)	0.0	< 1.5
7 Under-five Mortality Rate (U5MR) (/1000/month)	0.0	< 3.0
8 Neonatal Mortality Rate (NNMR) (/1000 livebirths)	0.0	< 40

Notes

This public health profile for Erbil camps is compiled from health data obtained from reporting agencies. Data is collected using standardised Health Information System (HIS) data collection and reporting tools and aims to be as accurate as possible.

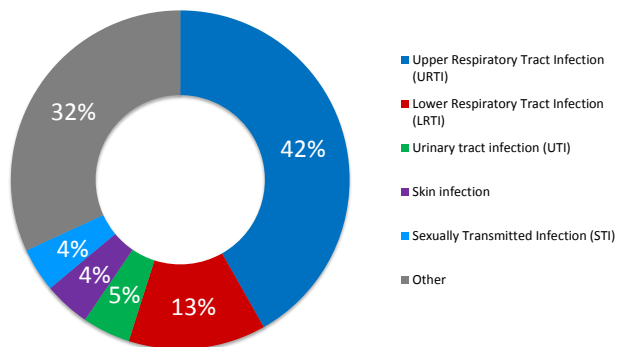
Agencies reporting:

MSF

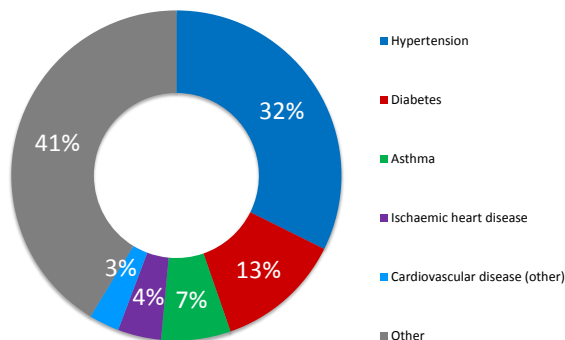
DOH - Erbil

Morbidity

Acute health conditions (%)



Chronic health conditions (%)



Top 5 acute health conditions

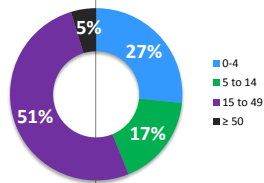
Rank	Condition	% morbidity	# of cases
1	Upper Respiratory Tract Infection (URTI)	42%	1,349
2	Lower Respiratory Tract Infection (LRTI)	13%	424
3	Urinary tract infection (UTI)	5%	148
4	Skin infection	4%	143
5	Sexually Transmitted Infection (STI)	4%	136
-	Other	32%	1,028

Top 5 chronic health conditions

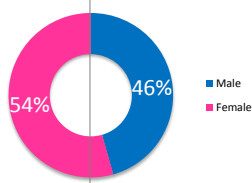
Rank	Condition	% morbidity	# of cases
1	Hypertension	32%	76
2	Diabetes	12%	29
3	Asthma	7%	16
4	Ischaemic heart disease	4%	10
5	Cardiovascular disease (other)	3%	7
-	Other	41%	97

Breakdown of acute health conditions

by age

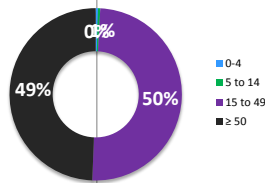


by gender

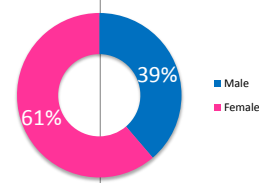


Breakdown of chronic health conditions

by age



by gender



Public Health

Health Impact	Indicator	Standard	Outbreak Alert and Response	Indicator	Standard
Crude Mortality Rate (CMR) (/1000/month)	0.0	< 1.5	Number of outbreaks reported	0	
Under-five Mortality Rate (U5MR) (/1000/month)	0.0	< 3.0	% of outbreaks investigated within 48 hours	N/A	100%
Neonatal Mortality Rate (NNMR) (/1000 livebirths)	0.0	< 40	Routine immunization		
Access and utilization			BCG immunisation coverage	64%	> 90%
No. of health facilities	1.0	1 : < 10,000	DPT 1 immunisation coverage	75%	> 90%
Total number of consultations	3,512		Measles immunisation coverage	114%	> 90%
Health utilisation rate	7.0	1 - 4	Polio III immunisation coverage	97%	> 90%
No. of consultations per trained clinician per day	58	< 50	MMR immunisation coverage	113%	> 90%
Reproductive health			Vitamin A coverage	99%	> 90%
Sexual and gender-based violence			Incidence of reported rape		
Proportion of first time antenatal visits made < 1st trimester	N/A	≥ 90%	0.0		

Top 3 Mental health conditions				Top 3 injuries			
	% morbidity	# of cases		% morbidity	# of cases		
1 Severe emotional disorder	54%	7	1 Injury (unintentional)	58%	21		
2 Epilepsy / seizures	31%	4	2 Burns	31%	11		
3 Psychotic disorder	8%	1	3 Accident	6%	2		
- Other	8%	1	- Other	6%	2		

