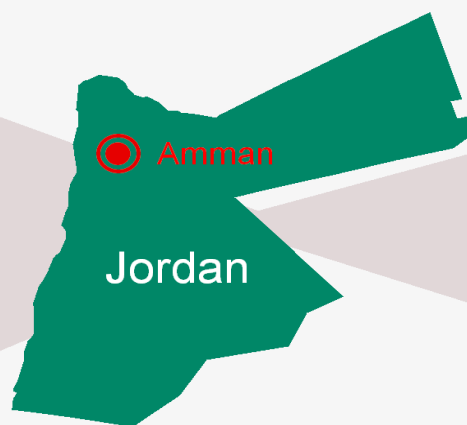
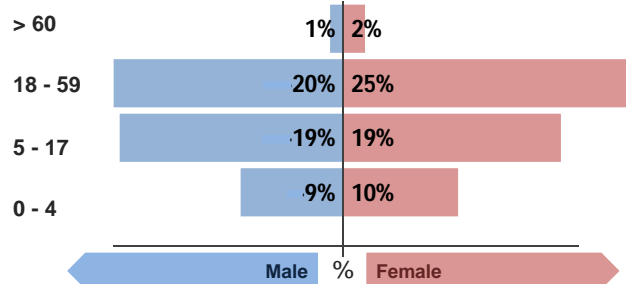




Refugee population

Total refugee population: **99,850** *

Demographic breakdown:



Key facts

Camp opened:
July 2012* Source of population data:
WFP Distribution Figures

Indicators at a glance

1 Health utilisation rate	7.2	✓
2 Number of consultations per clinician per day	31	✓
3 Hospitalisation rate	3.6	⚠
4 Referral rate		?
5 % deliveries attended by skilled personnel	100%	⚠
6 Crude Mortality Rate (CMR) (/1000/month)	0.2	✓
7 Under-five Mortality Rate (U5MR) (/1000/month)	0.7	✓
8 Neonatal Mortality Rate (NNMR) (/1000 livebirths)	22.2	✗

Notes

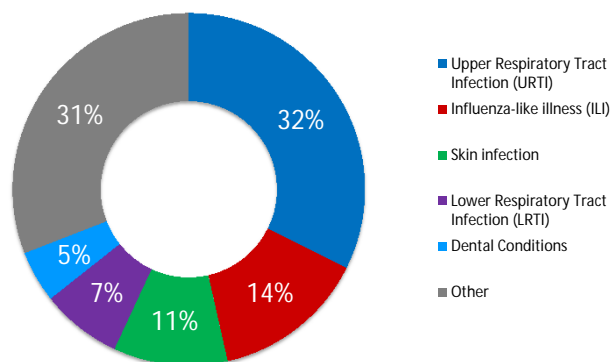
This public health profile for Za'atri refugee camp is compiled from health facility data from the following partners:

- IMC Clinic
- JHAS Clinic
- Jordan Italian Field Hospital
- MDM Clinics 1 and 2
- Moroccan Field Hospital
- Saudi Clinic

Data is collected using standardised Health Information System (HIS) data collection and reporting tools and aims to be as accurate as possible.

Morbidity

Acute health conditions (%)



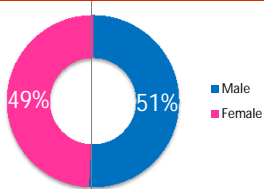
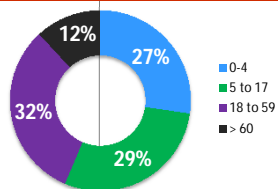
Top 5 acute health conditions

	% morbidity	# of cases
1 Upper Respiratory Tract Infection (URTI)	32%	2,417
2 Influenza-like illness (ILI)	14%	1,052
3 Skin infection	10%	783
4 Lower Respiratory Tract Infection (LRTI)	7%	355
5 Dental Conditions	5%	553
- Other	31%	3,041

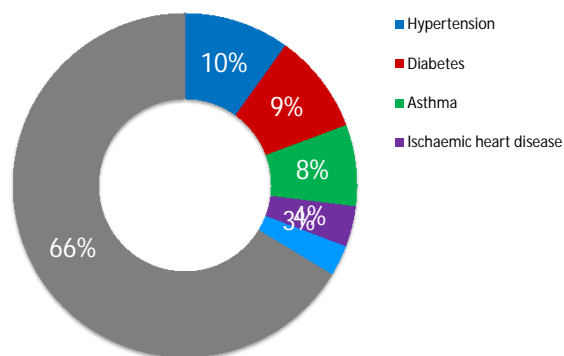
Breakdown of acute health conditions

by age

by gender



Chronic health conditions (%)



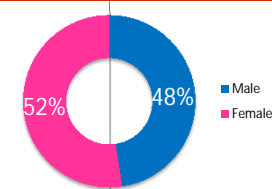
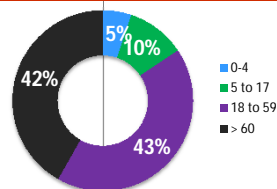
Top 5 chronic health conditions

	% morbidity	# of cases
1 Hypertension	10%	526
2 Diabetes	9%	499
3 Asthma	8%	406
4 Ischaemic heart disease	4%	203
5 Chronic obstructive pulmonary disease (COPD)	3%	153
- Other	66%	3,521

Breakdown of chronic health conditions

by age

by gender



UNHCR gratefully acknowledges the support of the following partners:



Public Health

Health Impact

	Indicator	Standard	
Crude Mortality Rate (CMR) (/1000/month)	0.2	< 1.5	✓
Under-five Mortality Rate (U5MR) (/1000/month)	0.7	< 3.0	✓
Neonatal Mortality Rate (NNMR) (/1000 livebirths)	22.2	< 40	✓

Access and utilization

No. of health facilities	7	1 : 16642	1 : < 10,000	✗
Total number of consultations	13,832			
Health utilisation rate	7.2	1 - 4		✗
No. of consultations per trained clinician per day	31	< 50		✓

Outbreak Alert and Response

	Indicator	Standard
Number of outbreaks reported	0	
% of outbreaks investigated within 48 hours		100%

Laboratory

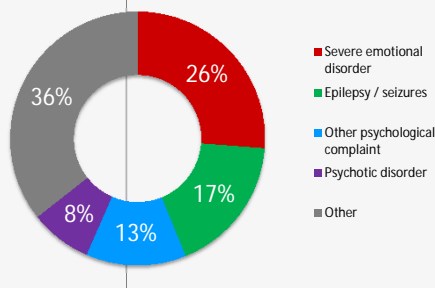
Number of laboratory samples	543
------------------------------	-----

Immunization

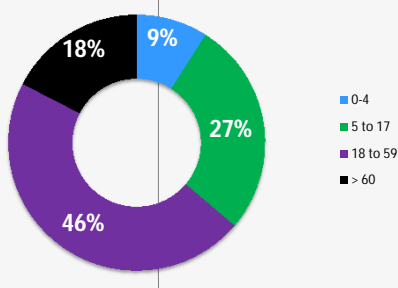
Measles vaccination rate	> 95%	?
Full vaccination rate	> 95%	?
Program drop-out rate	< 10%	?
Vaccine wastage rate	< 8%	?

Breakdown of mental health conditions

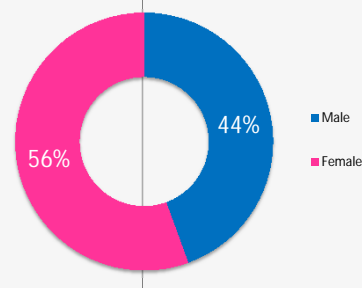
By cause



By age

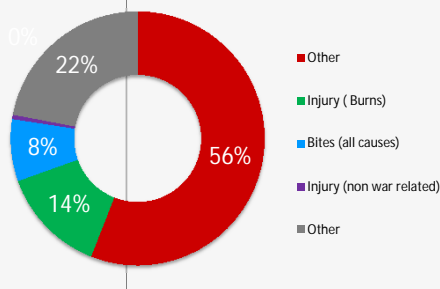


By gender

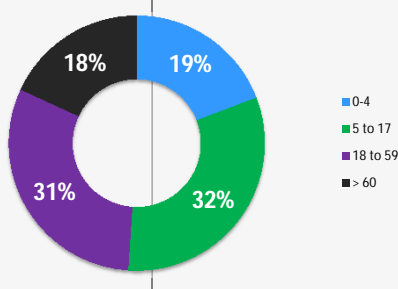


Breakdown of injuries

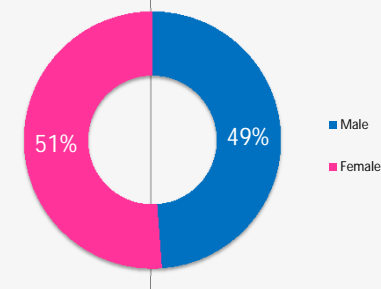
By cause



By age



By gender



In-patient and referral

In-patient department

	Indicator	Standard	
Hospitalisation rate (/1000/month)	3.6	50 - 150	✗
Bed occupancy rate	42%	> 75%	✗
Mean length of stay for authorised discharges (days)	1.6		

	Indicator	Standard
Overall case fatality rate	39%	
Proportion of deaths within 24 hours of admission	0%	

Referral

Total referral rate	?
---------------------	---

Reproductive Health

Antenatal care

	Indicator	Standard	
Coverage of antenatal care (4 or more visits)	29%	≥ 90%	✓
Coverage of TT vaccination	18%	≥ 90%	✗
Coverage of anaemia screening in pregnancy	100%	≥ 90%	✓

Delivery care

Proportion of deliveries attended by skilled personnel	100%	≥ 90%	!
Proportion of deliveries performed by caesarean section	22%	5 - 15%	✓
Proportion of low birth weight deliveries (<2500g)	0%	< 15%	✓

Maternal mortality

Number of maternal deaths reported	0		
% of maternal deaths investigated within 48 hours		100%	

Postnatal care

Coverage of postnatal care	318%	≥ 90%	!
----------------------------	------	-------	---

Family Planning

Contraceptive prevalence rate	1%		!
-------------------------------	----	--	---

Sexual and Gender-based Violence

Incidence of rape (reported cases/10,000/year)*	0		!
% of rape survivors who received PEP** < 72 hours		100%	!
% of rape survivors who received ECP*** < 120 hours		100%	!
% of rape survivors who received STI**** prophylaxis < 2 wks		100%	!

*Only includes rapes reported at health facilities **Post-exposure prophylaxis ***Emergency contraceptive pill
****Sexually transmitted infection

