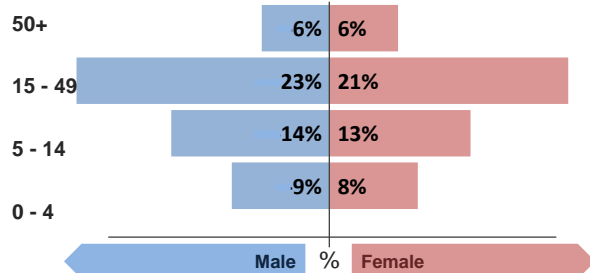


## Refugee population

Total refugee population:

2704 \*

Demographic breakdown:



Gawilan camp

## Key facts

Camp opened:  
September 2013Planned capacity:  
10,000Area:  
1.15 Km sqPopulation:  
Syrian refugees, majority  
from Qamishli\* Source of population data:  
Estimates from UNHCR  
registration

## Indicators at a glance

	Indicator	Standard
1	Health utilisation rate	11.5
2	Number of consultations per clinician per day	50
3	Proportion of first time antenatal visits made < 1st trimester	67%
4	Measles immunisation coverage	94%
5	Polio III immunisation coverage	44%
6	Crude Mortality Rate (CMR) (/1000/month)	1.5
7	Under-five Mortality Rate (U5MR) (/1000/month)	0.0
8	Neonatal Mortality Rate (NNMR) (/1000 livebirths)	0.0

## Notes

## HIGHLIGHTS THIS WEEK

Health facility utilisation rate, above expected range.

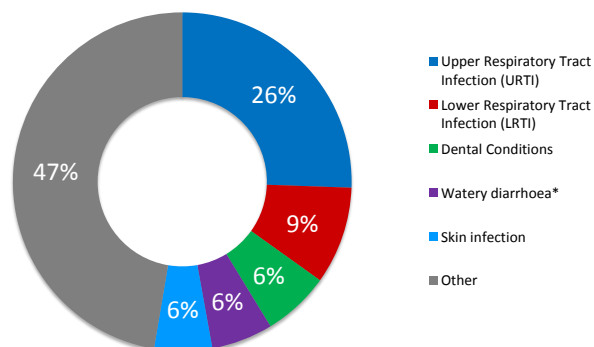
This public health profile for Gawilan refugee camp is compiled from health data obtained from reporting agencies. Data is collected using standardised Health Information System (HIS) data collection and reporting tools and aims to be as accurate as possible.

Agencies reporting:

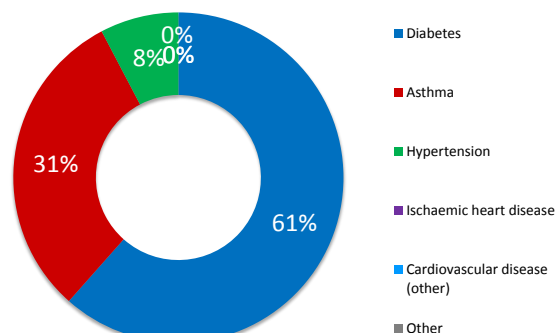
PU-AMI  
DOH - Dohuk

## Morbidity

## Acute health conditions (%)



## Chronic health conditions (%)



## Top 5 acute health conditions

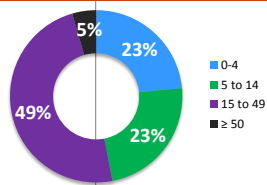
	% morbidity	# of cases
1 Upper Respiratory Tract Infection (URTI)	26%	148
2 Lower Respiratory Tract Infection (LRTI)	9%	54
3 Dental Conditions	6%	37
4 Watery diarrhoea*	6%	34
5 Skin infection	6%	32
- Other	47%	274

## Top 5 chronic health conditions

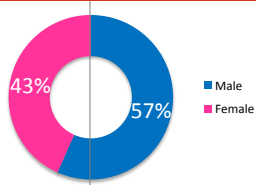
	% morbidity	# of cases
1 Diabetes	62%	8
2 Asthma	31%	4
3 Hypertension	8%	1
4 Ischaemic heart disease	0%	0
5 Cardiovascular disease (other)	0%	0
- Other	0%	0

## Breakdown of acute health conditions

## by age

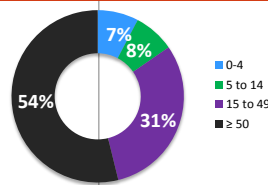


## by gender

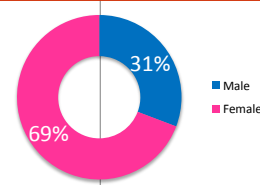


## Breakdown of chronic health conditions

## by age



## by gender



## Public Health

### Health Impact

Indicator	Standard
Crude Mortality Rate (CMR) (/1000/month)	1.5 < 1.5
Under-five Mortality Rate (U5MR) (/1000/month)	0.0 < 3.0
Neonatal Mortality Rate (NNMR) (/1000 livebirths)	0.0 < 40

### Access and utilization

No. of health facilities	1.0	1 : < 10,000
Total number of consultations	598	
Health utilisation rate	11.5	1 - 4
No. of consultations per trained clinician per day	50	< 50

### Reproductive health

Proportion of first time antenatal visits made < 1st trimester	67%	≥ 90%
--	-----	-------

### Outbreak Alert and Response

Indicator	Standard
Number of outbreaks reported	0
% of outbreaks investigated within 48 hours	N/A 100%
<b>Routine immunization</b>	
BCG immunisation coverage	79% > 90%
DPT 1 immunisation coverage	104% > 90%
Measles immunisation coverage	94% > 90%
Polio III immunisation coverage	44% > 90%
MMR immunisation coverage	262% > 90%
Vitamin A coverage	7% > 90%

### Sexual and gender-based violence

Incidence of reported rape	0.0
----------------------------	-----

## Top 3 Mental health conditions

	% morbidity	# of cases
1 Epilepsy / seizures	0%	0
2 Alcohol and other substance abuse disorder	0%	0
3 Psychotic disorder	0%	0
- Other	0%	0

## Top 3 injuries

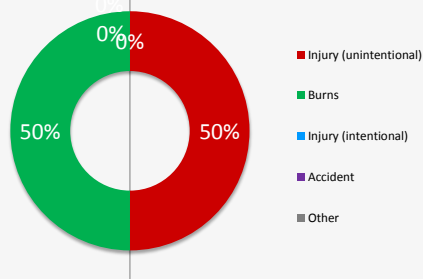
	% morbidity	# of cases
1 Injury (unintentional)	50%	3
2 Burns	50%	3
3 Injury (intentional)	0%	0
- Other	0%	0

## Breakdown of mental health conditions

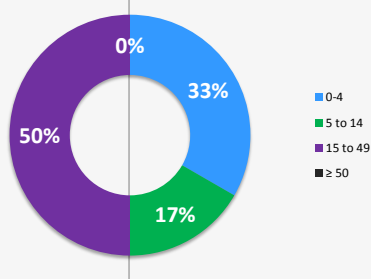
NO MENTAL HEALTH CONDITION REPORTED THIS WEEK

## Breakdown of injuries

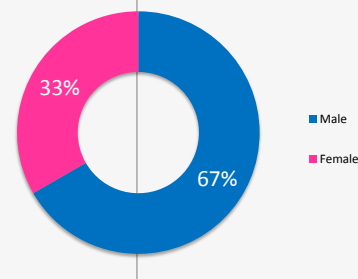
### By cause



### By age



### By gender



We gratefully acknowledge the support of the following agencies:



View interactive maps and statistics online  
<http://twine.unhcr.org>

