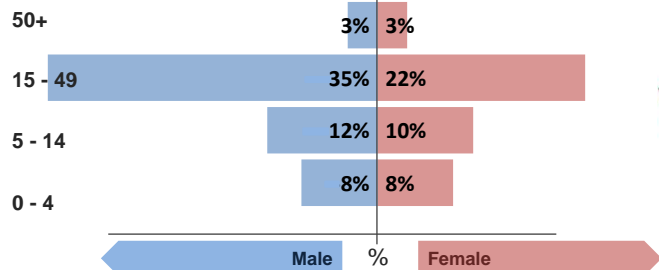


Refugee population

Total refugee population in **reporting camps**:

58,534 §

Demographic breakdown:



Key facts

Estimated total population living in Duhok camps:

61,490 §

*Camps reporting health data:

Domiz
Gawilan

Population:
Syrian refugees

§ Source of population data:
Estimates from UNHCR data

Indicators at a glance

	Indicator	Standard
1	Health utilisation rate	2.1
2	Number of consultations per clinician per day	32
3	Proportion of first time antenatal visits made < 1st trimester	100%
4	Measles immunisation coverage	53%
5	Polio III immunisation coverage	76%
6	Crude Mortality Rate (CMR) (/1000/month)	0.0
7	Under-five Mortality Rate (U5MR) (/1000/month)	0.0
8	Neonatal Mortality Rate (NNMR) (/1000 livebirths)	0.0

Notes

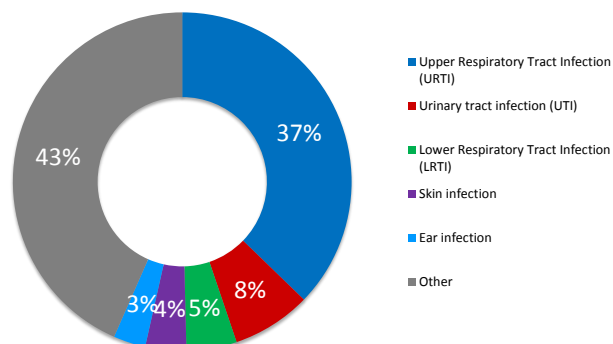
This public health profile for Duhok camps is compiled from health data obtained from reporting agencies. Data is collected using standardised Health Information System (HIS) data collection and reporting tools and aims to be as accurate as possible.

Agencies reporting:

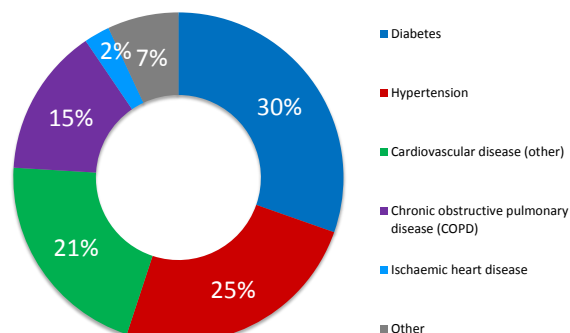
DOH-Duhok
MSF
PU-AMI
IMC

Morbidity

Acute health conditions (%)



Chronic health conditions (%)



Top 5 acute health conditions

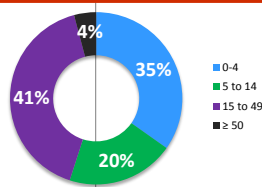
	% morbidity	# of cases
1 Upper Respiratory Tract Infection (URTI)	37%	666
2 Urinary tract infection (UTI)	8%	135
3 Lower Respiratory Tract Infection (LRTI)	5%	86
4 Skin infection	4%	70
5 Ear infection	3%	55
- Other	43%	776

Top 5 chronic health conditions

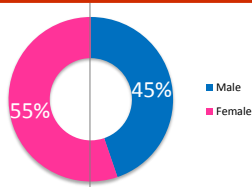
	% morbidity	# of cases
1 Diabetes	30%	48
2 Hypertension	25%	39
3 Cardiovascular disease (other)	21%	33
4 Chronic obstructive pulmonary disease (COPD)	15%	23
5 Ischaemic heart disease	3%	4
- Other	7%	11

Breakdown of acute health conditions

by age

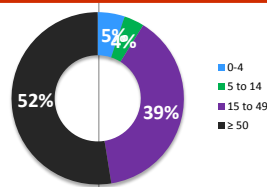


by gender

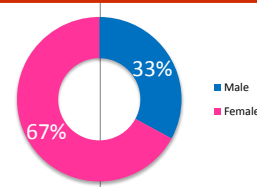


Breakdown of chronic health conditions

by age



by gender



Public Health

Health Impact

Indicator	Standard
Crude Mortality Rate (CMR) (/1000/month)	0.0 < 1.5
Under-five Mortality Rate (U5MR) (/1000/month)	0.0 < 3.0
Neonatal Mortality Rate (NNMR) (/1000 livebirths)	0.0 < 40

Access and utilization

No. of health facilities	1.0	1 : < 10,000
Total number of consultations	2,390	
Health utilisation rate	2.1	1 - 4
No. of consultations per trained clinician per day	32	< 50

Reproductive health

Proportion of first time antenatal visits made < 1st trimester	100%	≥ 90%
--	------	-------

Outbreak Alert and Response

Indicator	Standard
Number of outbreaks reported	0
% of outbreaks investigated within 48 hours	N/A 100%
Routine immunization	
BCG immunisation coverage	95% > 90%
DPT 1 immunisation coverage	101% > 90%
Measles immunisation coverage	53% > 90%
Polio III immunisation coverage	76% > 90%
MMR immunisation coverage	89% > 90%
Vitamin A coverage	89% > 90%

Sexual and gender-based violence

Incidence of reported rape	0.0
----------------------------	-----

Top 3 Mental health conditions

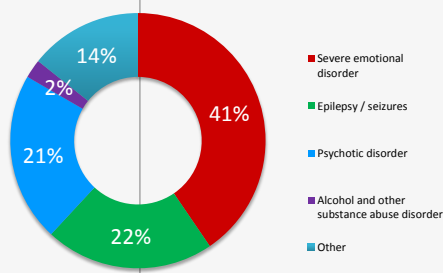
	% morbidity	# of cases
1 Severe emotional disorder	40%	17
2 Epilepsy / seizures	21%	9
3 Psychotic disorder	21%	9
- Other	17%	7

Top 3 injuries

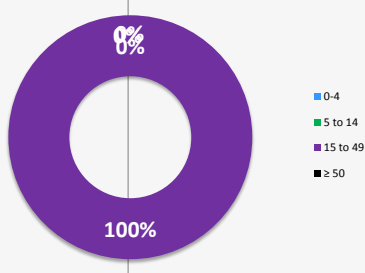
	% morbidity	# of cases
1 Injury (unintentional)	18%	73
2 Burns	10%	39
3 Accident	0%	2
- Other	72%	288

Breakdown of mental health conditions

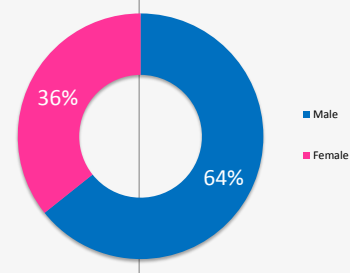
By cause



By age

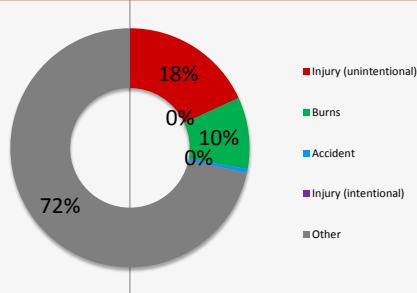


By gender

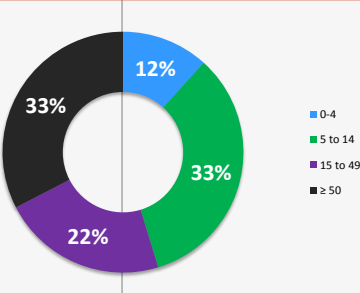


Breakdown of injuries

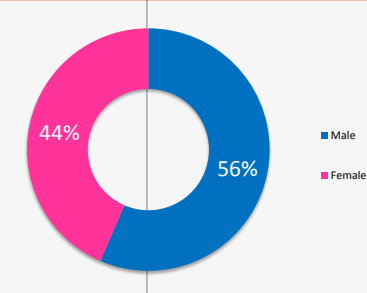
By cause



By age



By gender



We gratefully acknowledge the support of the following agencies:



View interactive maps and statistics online
<http://twine.unhcr.org>

