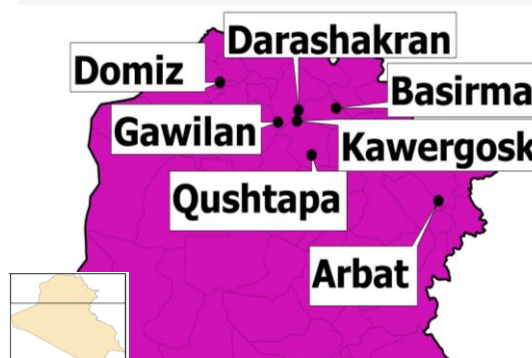
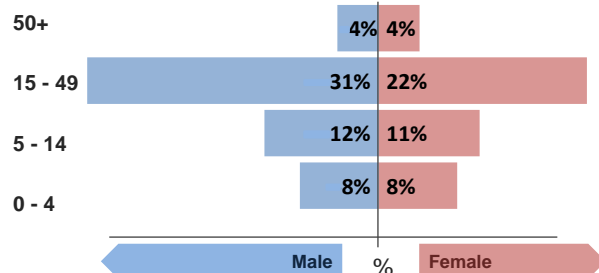


## Refugee population

Total refugee population in **reporting camps**:**89,017** §

Demographic breakdown:



## Key facts

Estimated total population living in camps: **93,588** §\*Camps reporting health data:  
**Duhok: Gawilan, Domiz****Erbil: Kawergosk, Qushtapa, Darashakran, Basirma****Sulaymaniyah: Arbat**

Population:

§ Source of population data:  
**Estimates from UNHCR data**

## Indicators at a glance

	Indicator	Standard
1	Health utilisation rate	4.0 1 - 4
2	Number of consultations per clinician per day	47 < 50
3	Proportion of first time antenatal visits made < 1st trimester	100% ≥ 90%
4	Measles immunisation coverage	78% > 90%
5	Polio III immunisation coverage	83% > 90%
6	Crude Mortality Rate (CMR) (/1000/month)	0.0 < 1.5
7	Under-five Mortality Rate (U5MR) (/1000/month)	0.0 < 3.0
8	Neonatal Mortality Rate (NNMR) (/1000 livebirths)	0.0 < 40

## Notes

This public health profile for Kurdistan camps is compiled from health

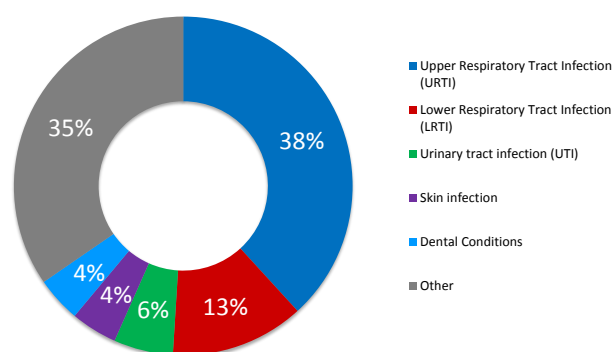
data obtained from reporting agencies. Data is collected using standardised Health Information System (HIS) data collection and reporting tools and aims to be as accurate as possible.

Agencies reporting:

**PU-AMI (Gawilan)****MSF (Domiz, Kawergosk)****DOH Erbil (Darashakran, Basirma, Qushtapa)****DOH Dohuk (Gawilan, Domiz)****DOH Sulaymaniyah (Arbat)**

## Morbidity

## Acute health conditions (%)

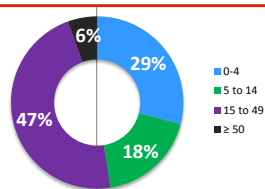


## Top 5 acute health conditions

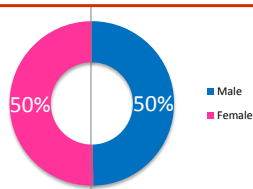
	% morbidity	# of cases
1 Upper Respiratory Tract Infection (URTI)	38%	2,217
2 Lower Respiratory Tract Infection (LRTI)	13%	741
3 Urinary tract infection (UTI)	6%	329
4 Skin infection	4%	257
5 Dental Conditions	4%	251
- Other	35%	2,007

Breakdown of acute health conditions

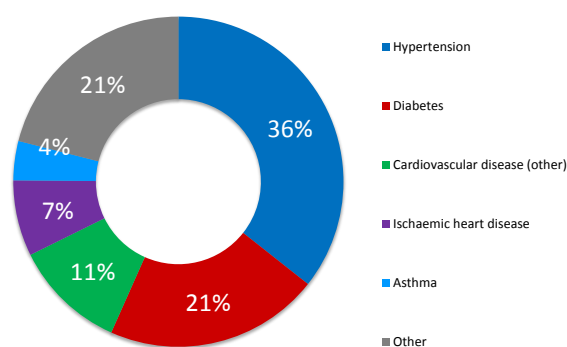
by age



by gender



## Chronic health conditions (%)

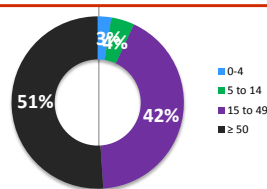


## Top 5 chronic health conditions

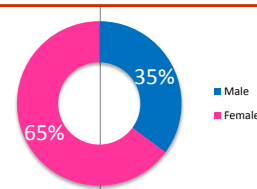
	% morbidity	# of cases
1 Hypertension	36%	139
2 Diabetes	21%	82
3 Cardiovascular disease (other)	11%	43
4 Ischaemic heart disease	7%	29
5 Asthma	4%	15
- Other	21%	82

Breakdown of chronic health conditions

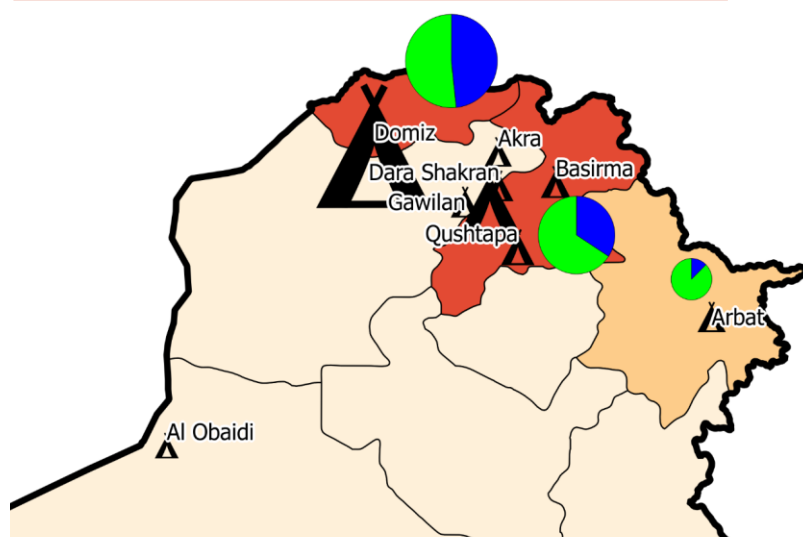
by age



by gender



## Kurdistan camps at a glance



### 1 Population

Arbat	3455
Basirma	3121
Darashakran	7491
Domiz	55830
Gawilan	2704
Kawergosk	13332
Qushtapa	4535

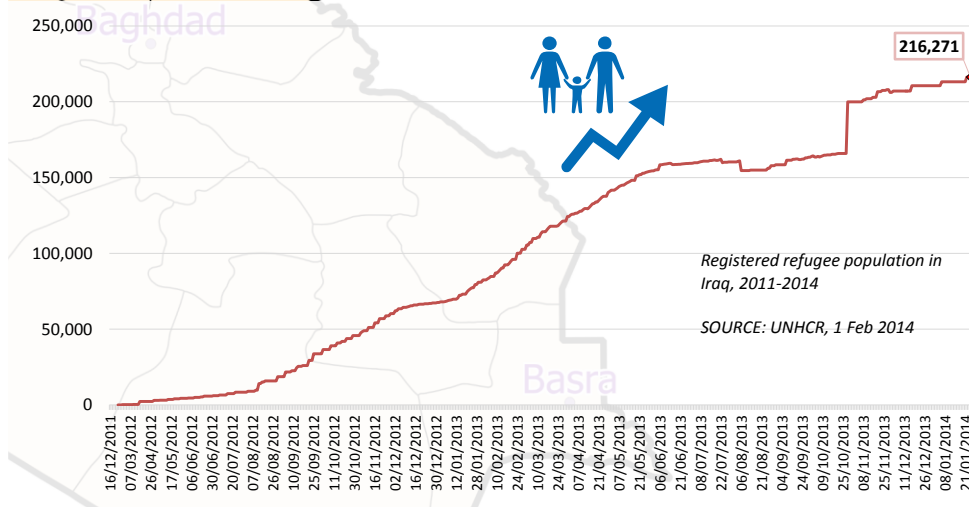
### Refugee population

by governorate

- <10,000
- 10,000 to <30,000
- 30,000 to <60,000
- 60,000 to <120,000
- 120,000 or more

Refugee camp

Non-camp refugees  
 Camp refugees



2

Health  
utilisation  
rate<sup>1</sup>

Arbat	9
Basirma	11
Darashakran	7
Domiz	2
Gawilan	9
Kawergosk	5
Qushtapa	10

3

Consultations  
per clinician  
per day

Arbat	90
Basirma	47
Darashakran	48
Domiz	30
Gawilan	40
Kawergosk	41
Qushtapa	147

4

Incidence  
of  
ARI<sup>2</sup>

Arbat	101
Basirma	102
Darashakran	58
Domiz	11
Gawilan	49
Kawergosk	30
Qushtapa	93

5

Incidence<sup>3</sup>  
of  
diarrhoea

Arbat	11
Basirma	5
Darashakran	2
Domiz	0
Gawilan	9
Kawergosk	2
Qushtapa	2

6

Proportion of  
consultations  
due to  
NCDs

Arbat	2%
Basirma	4%
Darashakran	13%
Domiz	12%
Gawilan	3%
Kawergosk	12%
Qushtapa	9%

7

Estimated routine  
polio III  
immunisation  
coverage  
(<1 year)

Arbat	N/A
Basirma	71%
Darashakran	89%
Domiz	77%
Gawilan	55%
Kawergosk	105%
Qushtapa	68%

#### NOTES

1. Health utilisation rate estimates the number of consultations per refugee per year

2. ARI: Acute respiratory infections. It includes both lower and upper respiratory infections

3. Incidence in this report is number of consultations for acute illness per 1000 refugees per week

NAD: No adequate data available to conduct estimation; N/A: data not available; NCD: Non-communicable diseases (e.g. diabetes, hypertension, heart diseases)

## Public Health

Health Impact	Indicator	Standard	Outbreak Alert and Response	Indicator	Standard
Crude Mortality Rate (CMR) (/1000/month)	0.0	< 1.5	Number of outbreaks reported	0	
Under-five Mortality Rate (U5MR) (/1000/month)	0.0	< 3.0	% of outbreaks investigated within 48 hours	N/A	100%
Neonatal Mortality Rate (NNMR) (/1000 livebirths)	0.0	< 40	<b>Routine immunization</b>		
			BCG immunisation coverage	84%	> 90%
			DPT 1 immunisation coverage	96%	> 90%
			Measles immunisation coverage	78%	> 90%
			Polio III immunisation coverage	83%	> 90%
			MMR immunisation coverage	95%	> 90%
			Vitamin A coverage	75%	> 90%
<b>Access and utilization</b>					
No. of health facilities	1.0	1 : < 10,000			
Total number of consultations	6,895				
Health utilisation rate	4.0	1 - 4			
No. of consultations per trained clinician per day	47	< 50			
<b>Reproductive health</b>			<b>Sexual and gender-based violence</b>		
Proportion of first time antenatal visits made < 1st trimester	100%	≥ 90%	Incidence of reported rape	0.0	

### Top 3 Mental health conditions

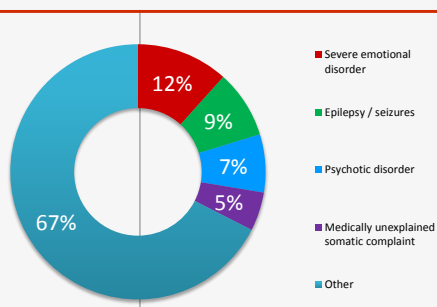
	% morbidity	# of cases
1 Severe emotional disorder	12%	19
2 Epilepsy / seizures	9%	14
3 Psychotic disorder	7%	12
- Other	72%	118

### Top 3 injuries

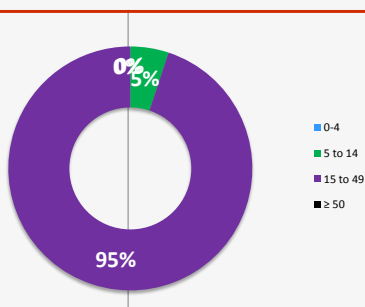
	% morbidity	# of cases
1 Injury (unintentional)	23%	125
2 Burns	15%	83
3 Injury (intentional)	6%	32
- Other	56%	300

### Breakdown of mental health conditions

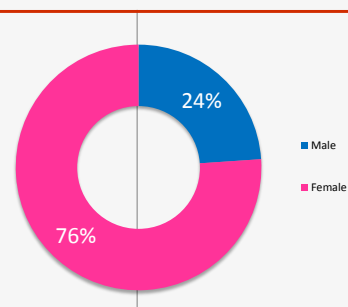
#### By cause



#### By age

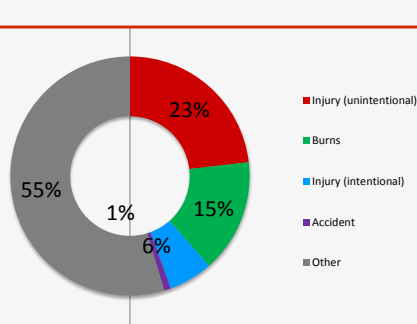


#### By gender

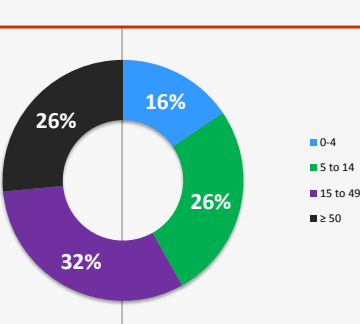


### Breakdown of injuries

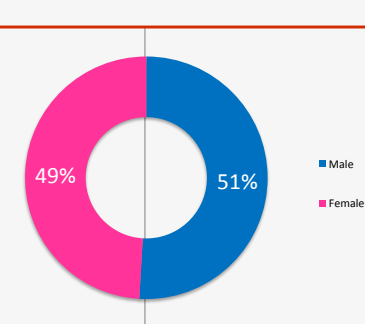
#### By cause



#### By age



#### By gender



We gratefully acknowledge the support of the following agencies:



View interactive maps and statistics online  
<http://twine.unhcr.org>

