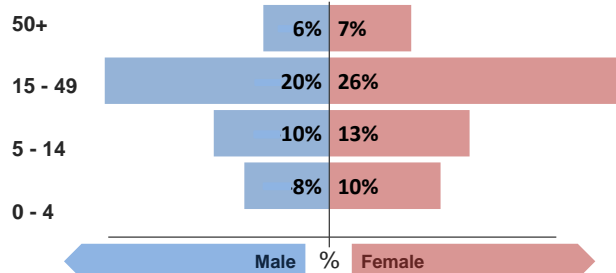


Refugee population

Total refugee population:

3,455 *

Demographic breakdown:



Key facts

Camp opened:
August 2013Planned capacity:
5,000Area:
0.3 Km sqrPopulation:
Syrian refugees, majority
from Qamishli* Source of population data:
Estimates from UNHCR
registration

Indicators at a glance

| Indicators at a glance | | Indicator | Standard |
|------------------------|--|-----------|----------|
| 1 | Health utilisation rate | 3.8 | 1 - 4 |
| 2 | Number of consultations per clinician per day | 36 | < 50 |
| 3 | Proportion of first time antenatal visits made < 1st trimester | N/A | ≥ 90% |
| 4 | Measles immunisation coverage | N/A | > 90% |
| 5 | Polio III immunisation coverage | N/A | > 90% |
| 6 | Crude Mortality Rate (CMR) (/1000/month) | 0.0 | < 1.5 |
| 7 | Under-five Mortality Rate (U5MR) (/1000/month) | 0.0 | < 3.0 |
| 8 | Neonatal Mortality Rate (NNMR) (/1000 livebirths) | 0.0 | < 40 |

Notes

HIGHLIGHTS

A high proportion of cases present with upper respiratory infections.

This public health profile for Arbat refugee camp is compiled from health data obtained from reporting agencies. Data is collected using standardised Health Information System (HIS) data collection and reporting tools and aims to be as accurate as possible.

Agencies reporting:

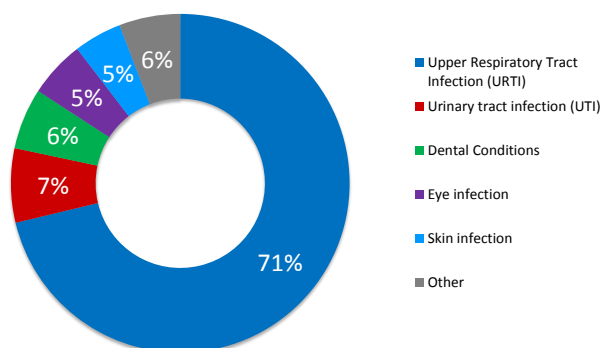
DOH - Sulaymaniyah

Alerts

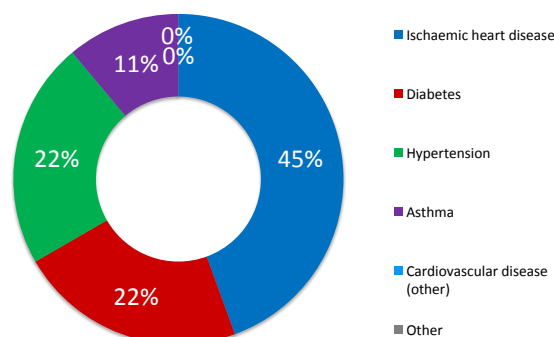
NONE

Morbidity this week

Acute health conditions (%)



Chronic health conditions (%)



Top 5 acute health conditions

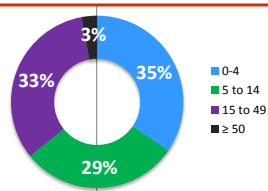
| | % morbidity | # of cases |
|--|-------------|------------|
| 1 Upper Respiratory Tract Infection (URTI) | 71% | 171 |
| 2 Urinary tract infection (UTI) | 7% | 17 |
| 3 Dental Conditions | 6% | 14 |
| 4 Eye infection | 5% | 13 |
| 5 Skin infection | 5% | 11 |
| - Other | 6% | 14 |

Top 5 chronic health conditions

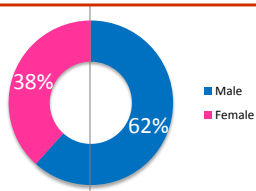
| | % morbidity | # of cases |
|----------------------------------|-------------|------------|
| 1 Ischaemic heart disease | 44% | 4 |
| 2 Diabetes | 22% | 2 |
| 3 Hypertension | 22% | 2 |
| 4 Asthma | 11% | 1 |
| 5 Cardiovascular disease (other) | 0% | 0 |
| - Other | 0% | 0 |

Breakdown of acute health conditions

by age

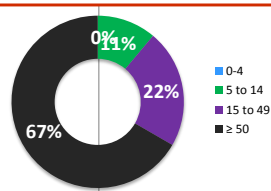


by gender

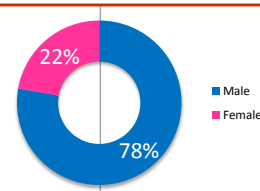


Breakdown of chronic health conditions

by age

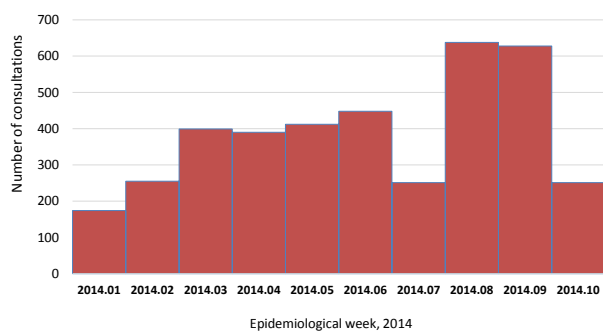


by gender

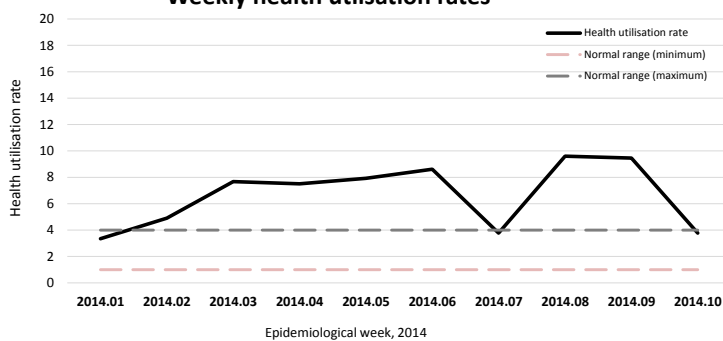


Trends since January 2014

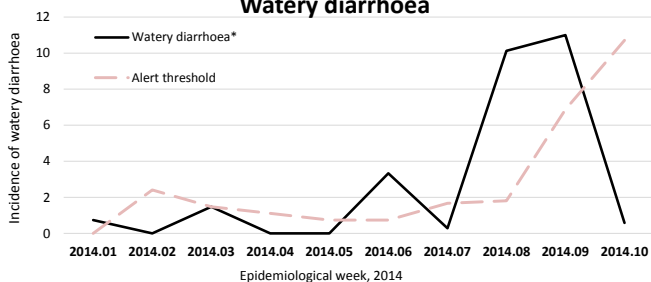
Number of consultations



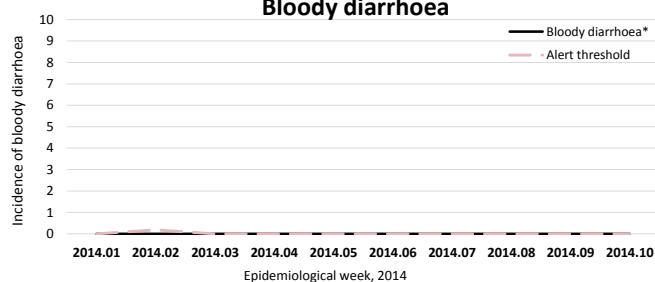
Weekly health utilisation rates



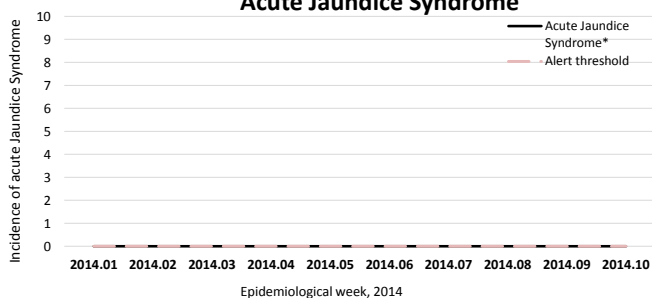
Watery diarrhoea



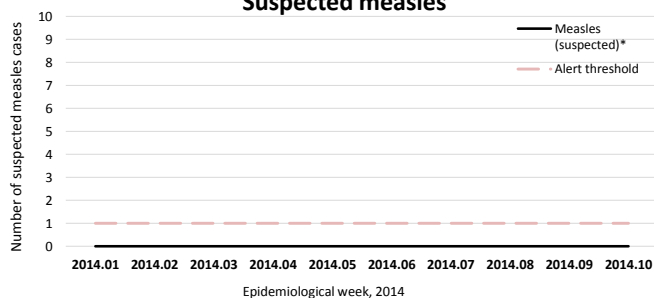
Bloody diarrhoea



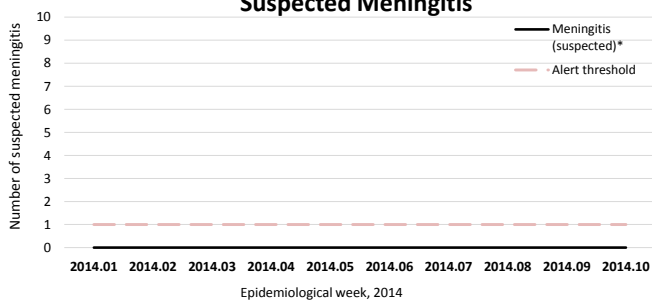
Acute Jaundice Syndrome



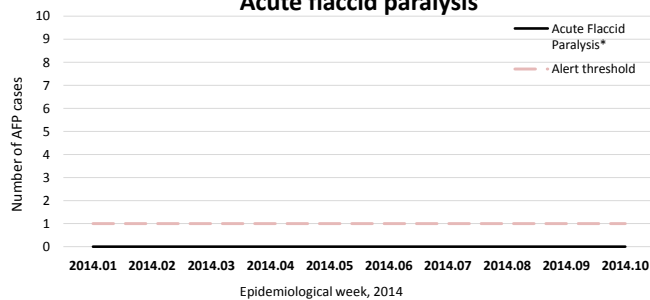
Suspected measles



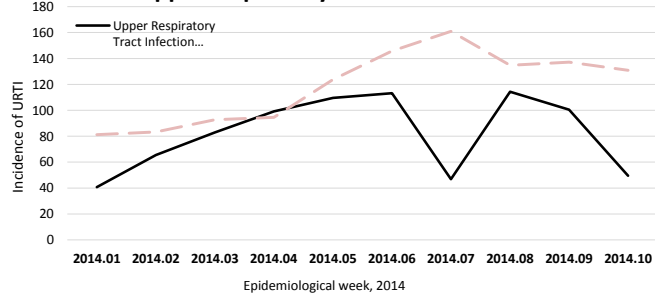
Suspected Meningitis



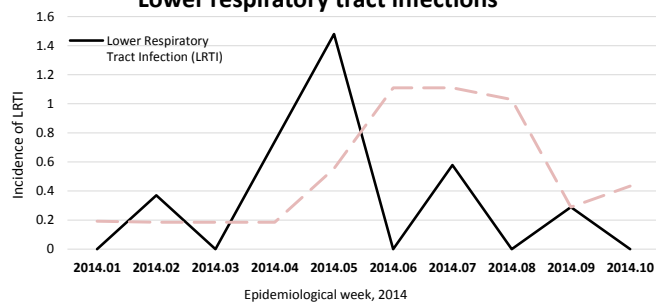
Acute flaccid paralysis



Upper respiratory tract infections



Lower respiratory tract infections



Calculation of disease alert thresholds:

Watery diarrhoea = 1.5 x baseline, Bloody diarrhoea = 1.5 x baseline, Acute Jaundice Syndrome = 1.5 x baseline, Upper respiratory tract infections = 1.5 x baseline,
Meningitis = 5 cases, Acute Flaccid Paralysis = 1 case, Measles = 1 case,
baseline = average incidence or number of cases over the previous 3 weeks

Public Health

Health Impact

| Indicator | Standard |
|---|-----------|
| Crude Mortality Rate (CMR) (/1000/month) | 0.0 < 1.5 |
| Under-five Mortality Rate (U5MR) (/1000/month) | 0.0 < 3.0 |
| Neonatal Mortality Rate (NNMR) (/1000 livebirths) | 0.0 < 40 |

Access and utilization

| | | |
|--|-----|--------------|
| No. of health facilities | 1.0 | 1 : < 10,000 |
| Total number of consultations | 251 | |
| Health utilisation rate | 3.8 | 1 - 4 |
| No. of consultations per trained clinician per day | 36 | < 50 |

Reproductive health

| | | |
|--|-----|-------|
| Proportion of first time antenatal visits made < 1st trimester | N/A | ≥ 90% |
|--|-----|-------|

Outbreak Alert and Response

| Indicator | Standard |
|---|-----------|
| Number of outbreaks reported | 0 |
| % of outbreaks investigated within 48 hours | N/A 100% |
| Routine immunization | |
| BCG immunisation coverage | N/A > 90% |
| DPT 1 immunisation coverage | N/A > 90% |
| Measles immunisation coverage | N/A > 90% |
| Polio III immunisation coverage | N/A > 90% |
| MMR immunisation coverage | N/A > 90% |
| Vitamin A coverage | N/A > 90% |

Sexual and gender-based violence

| | |
|----------------------------|-----|
| Incidence of reported rape | 0.0 |
|----------------------------|-----|

Top 3 Mental health conditions

| | % morbidity | # of cases |
|--|-------------|------------|
| 1 Epilepsy / seizures | 0% | 0 |
| 2 Alcohol and other substance abuse disorder | 0% | 0 |
| 3 Psychotic disorder | 0% | 0 |
| - Other | 0% | 0 |

Top 3 injuries

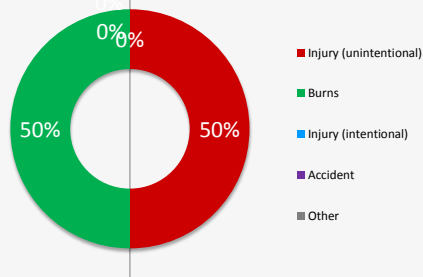
| | % morbidity | # of cases |
|--------------------------|-------------|------------|
| 1 Injury (unintentional) | 50% | 1 |
| 2 Burns | 50% | 1 |
| 3 Injury (intentional) | 0% | 0 |
| - Other | 0% | 0 |

Breakdown of mental health conditions

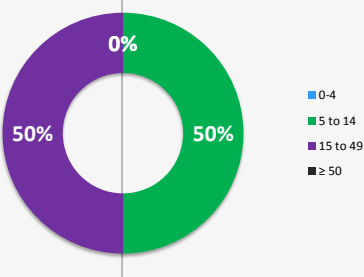
NO MENTAL HEALTH CONDITIONS REPORTED THIS WEEK

Breakdown of injuries

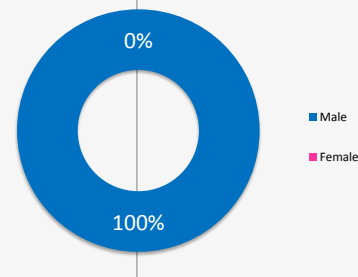
By cause



By age



By gender



We gratefully acknowledge the support of the following agencies:



View interactive maps and statistics online
<http://twine.unhcr.org>

