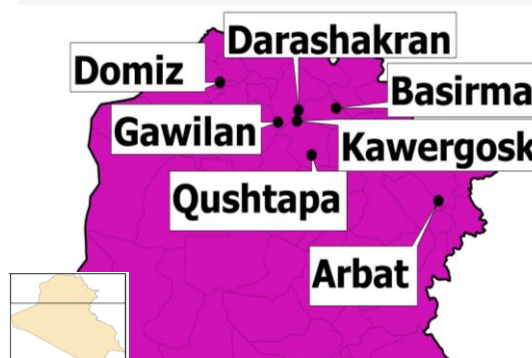
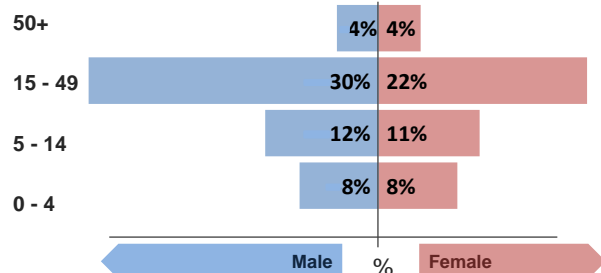


## Refugee population

Total refugee population in **reporting camps**:**90,128** §

Demographic breakdown:



## Key facts

Estimated total population living in camps: **93,248** §\*Camps reporting health data:  
**Duhok: Gawilan, Domiz****Erbil: Kawergosk, Qushtapa, Darashakran, Basirma****Sulaymaniyah: Arbat**

Population:

§ Source of population data:  
**Estimates from UNHCR data**

## Indicators at a glance

	Indicator	Standard
1	Health utilisation rate	3.3 1 - 4
2	Number of consultations per clinician per day	42 < 50
3	Proportion of first time antenatal visits made < 1st trimester	98% ≥ 90%
4	Measles immunisation coverage	73% > 90%
5	Polio III immunisation coverage	81% > 90%
6	Crude Mortality Rate (CMR) (/1000/month)	0.0 < 1.5
7	Under-five Mortality Rate (U5MR) (/1000/month)	0.0 < 3.0
8	Neonatal Mortality Rate (NNMR) (/1000 livebirths)	0.0 < 40

## Notes

This public health profile for Kurdistan camps is compiled from health

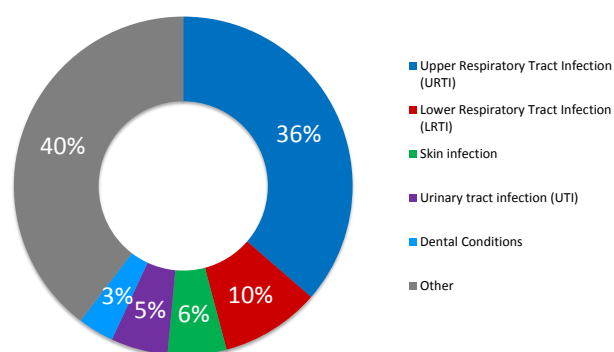
data obtained from reporting agencies. Data is collected using standardised Health Information System (HIS) data collection and reporting tools and aims to be as accurate as possible.

Agencies reporting:

**DOH Dohuk (Gawilan, Domiz)****DOH Erbil (Darashakran, Basirma, Qushtapa, Kawergosk)****DOH Sulaymaniyah (Arbat)****IMC (Domiz)****PU-AMI (Gawilan)****MSF (Domiz, Kawergosk, Darashakran)****Zhiyan Foundation (Domiz)**

## Morbidity

## Acute health conditions (%)



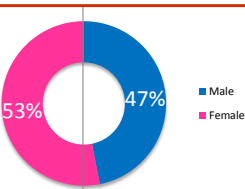
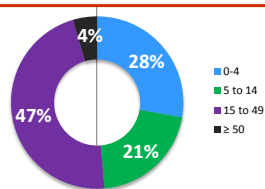
## Top 5 acute health conditions

	% morbidity	# of cases
1 Upper Respiratory Tract Infection (URTI)	36%	1,713
2 Lower Respiratory Tract Infection (LRTI)	9%	447
3 Skin infection	6%	264
4 Urinary tract infection (UTI)	5%	256
5 Dental Conditions	3%	162
- Other	40%	1,866

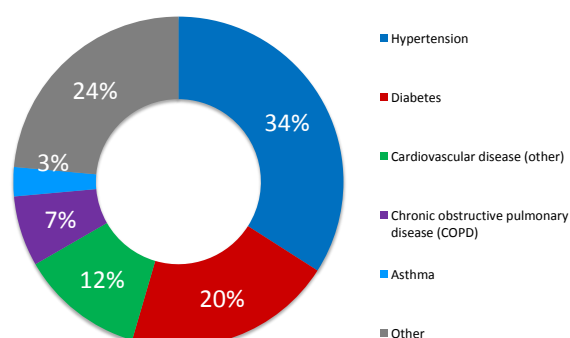
Breakdown of acute health conditions

by age

by gender



## Chronic health conditions (%)



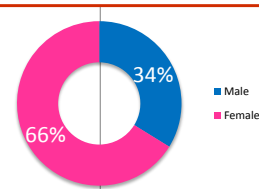
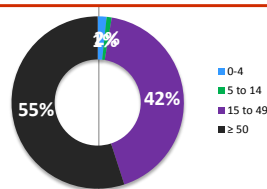
## Top 5 chronic health conditions

	% morbidity	# of cases
1 Hypertension	34%	143
2 Diabetes	20%	86
3 Cardiovascular disease (other)	12%	51
4 Chronic obstructive pulmonary disease (COPD)	7%	29
5 Asthma	3%	12
- Other	24%	99

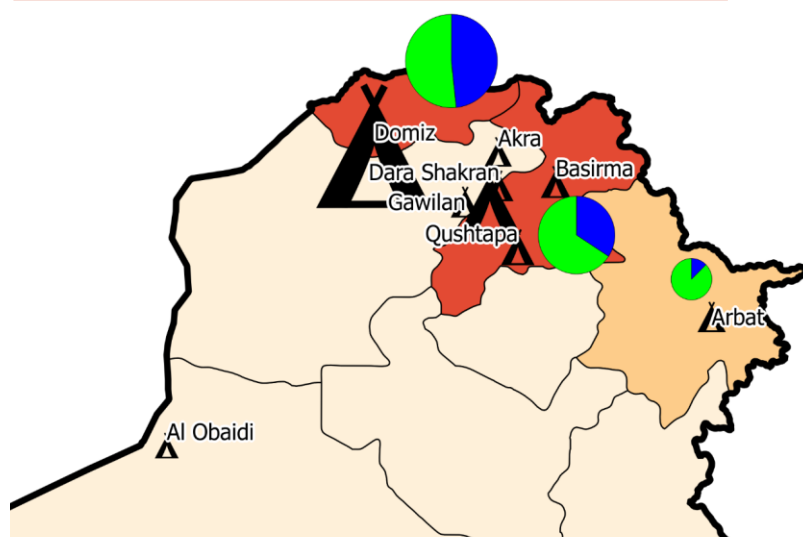
Breakdown of chronic health conditions

by age

by gender



## Kurdistan camps at a glance

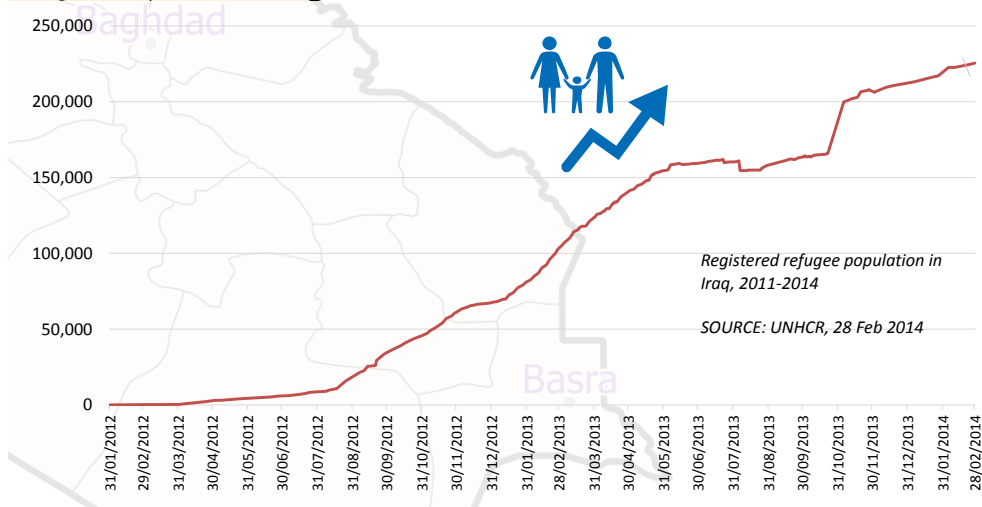
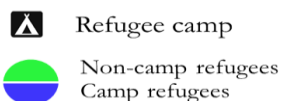
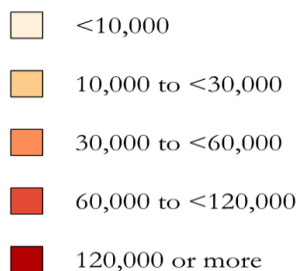


### 1 Population

Arbat	3005
Basirma	3184
Darashakran	7503
Domiz	55830
Gawilan	2718
Kawergosk	13343
Qushtapa	4545

### Refugee population

by governorate



2

Health utilisation rate<sup>1</sup>

Arbat	5
Basirma	13
Darashakran	9
Domiz	2
Gawilan	8
Kawergosk	4
Qushtapa	3

3

Consultations per clinician per day

Arbat	45
Basirma	55
Darashakran	61
Domiz	34
Gawilan	34
Kawergosk	39
Qushtapa	44

4

Incidence of ARI<sup>2</sup>

Arbat	66
Basirma	116
Darashakran	84
Domiz	8
Gawilan	41
Kawergosk	22
Qushtapa	30

5

Incidence<sup>3</sup> of diarrhoea

Arbat	3
Basirma	8
Darashakran	2
Domiz	0
Gawilan	4
Kawergosk	1
Qushtapa	2

6

Proportion of consultations due to NCDs

Arbat	3%
Basirma	4%
Darashakran	18%
Domiz	14%
Gawilan	1%
Kawergosk	8%
Qushtapa	1%

7

Estimated routine polio III immunisation coverage (<1 year)

Arbat	N/A
Basirma	71%
Darashakran	89%
Domiz	77%
Gawilan	51%
Kawergosk	105%
Qushtapa	68%

#### NOTES

1. Health utilisation rate estimates the number of consultations per refugee per year

2. ARI: Acute respiratory infections. It includes both lower and upper respiratory infections

3. Incidence in this report is number of consultations for acute illness per 1000 refugees per week

NAD: No adequate data available to conduct estimation; N/A: data not available; NCD: Non-communicable diseases (e.g. diabetes, hypertension, heart diseases)

## Public Health

Health Impact	Indicator	Standard	Outbreak Alert and Response	Indicator	Standard
Crude Mortality Rate (CMR) (/1000/month)	0.0	< 1.5	Number of outbreaks reported	0	
Under-five Mortality Rate (U5MR) (/1000/month)	0.0	< 3.0	% of outbreaks investigated within 48 hours	N/A	100%
Neonatal Mortality Rate (NNMR) (/1000 livebirths)	0.0	< 40	<b>Routine immunization</b>		
			BCG immunisation coverage	83%	> 90%
			DPT 1 immunisation coverage	90%	> 90%
			Measles immunisation coverage	73%	> 90%
			Polio III immunisation coverage	81%	> 90%
			MMR immunisation coverage	96%	> 90%
			Vitamin A coverage	93%	> 90%
<b>Access and utilization</b>					
No. of health facilities	1.0	1 : < 10,000			
Total number of consultations	5,714				
Health utilisation rate	3.3	1 - 4			
No. of consultations per trained clinician per day	42	< 50			
<b>Reproductive health</b>			<b>Sexual and gender-based violence</b>		
Proportion of first time antenatal visits made < 1st trimester	98%	≥ 90%	Incidence of reported rape	0.0	

### Top 3 Mental health conditions

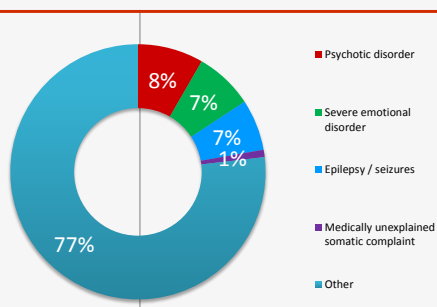
	% morbidity	# of cases
1 Psychotic disorder	8%	9
2 Severe emotional disorder	7%	8
3 Epilepsy / seizures	6%	7
- Other	78%	84

### Top 3 injuries

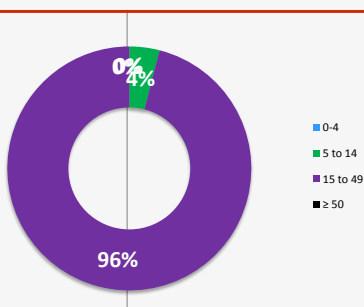
	% morbidity	# of cases
1 Injury (unintentional)	25%	118
2 Burns	14%	68
3 Accident	1%	4
- Other	60%	288

### Breakdown of mental health conditions

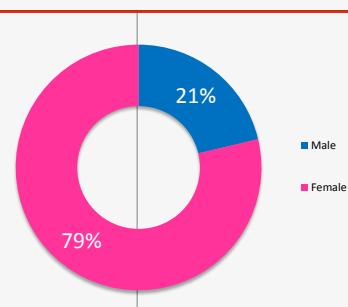
#### By cause



#### By age

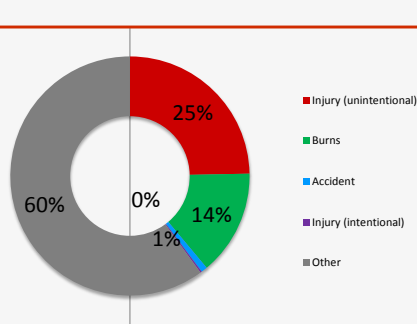


#### By gender

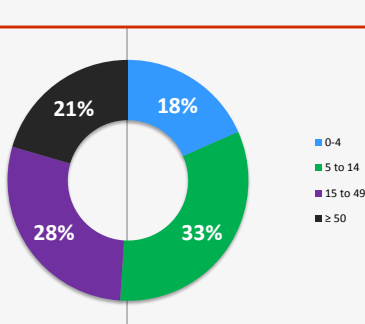


### Breakdown of injuries

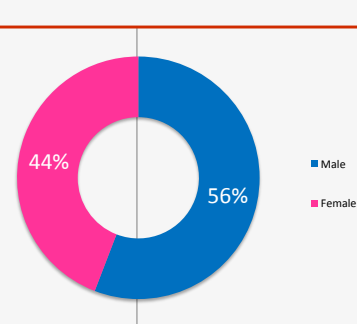
#### By cause



#### By age



#### By gender



We gratefully acknowledge the support of the following agencies:



View interactive maps and statistics online  
<http://twine.unhcr.org>

