

# Registered Syrians in Jordan

Registered since 01 March 2011

26 April 2014

UNHCR Jordan



## Total Active Registered Syrians

**594,596**



**486,900**

**81.9%**



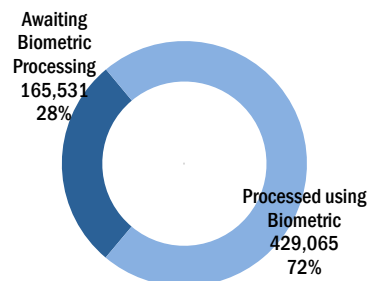
**107,696**

**18.1%**

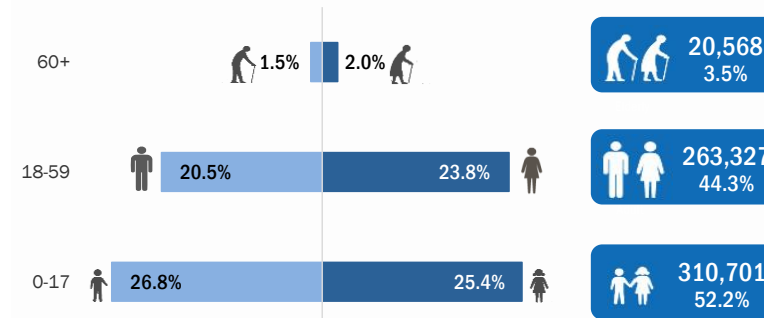
## Standard Age and Gender

Age	0-4	5-11	12-17	18-35	36-59	60+	Total	%
Female	50,450	61,221	39,636	91,877	49,586	11,854	304,624	51.2%
Male	53,294	64,022	42,078	80,971	40,893	8,714	289,972	48.8%
Total	103,744	125,243	81,714	172,848	90,479	20,568	594,596	100%
	17.4%	21.1%	13.7%	29.1%	15.2%	3.5%		

## Biometric Statistics (IRIS)



## Age-Gender Breakdown



## Place of Origin

Dar'a	282,159	47.5%
Homs	95,761	16.1%
Rural Damascus	68,201	11.5%
Damascus	46,175	7.8%
Aleppo	36,277	6.1%
Hama	27,813	4.7%
Idlib	8,203	1.4%
Ar-raqqa	5,980	1.0%
Al-hasakeh	3,219	0.5%
Quneitra	2,531	0.4%
Deir-ez-zor	2,311	0.4%
Lattakia	1,046	0.2%
As-sweida	739	0.1%
Tartous	265	0.0%
Other	13,916	2.3%

## Specific Needs

Serious medical condition	21,493	3.6%
Woman at risk	18,314	3.1%
Specific legal and physical protection needs	17,077	2.9%
Disability	10,288	1.7%
Child at risk	9,485	1.6%
Single parent	6,756	1.1%
Unaccompanied or separated child	4,622	0.8%
Older person at risk	3,170	0.5%
Torture	2,073	0.3%
Family unity	136	0.0%
Pregnant or lactating	78	0.0%
Total	93,492	15.7%

## Arrivals

Pre-2011	7,491	1.3%
2011	21,615	3.6%
2012	188,776	31.7%
2013	330,453	55.6%
2014	46,261	7.8%

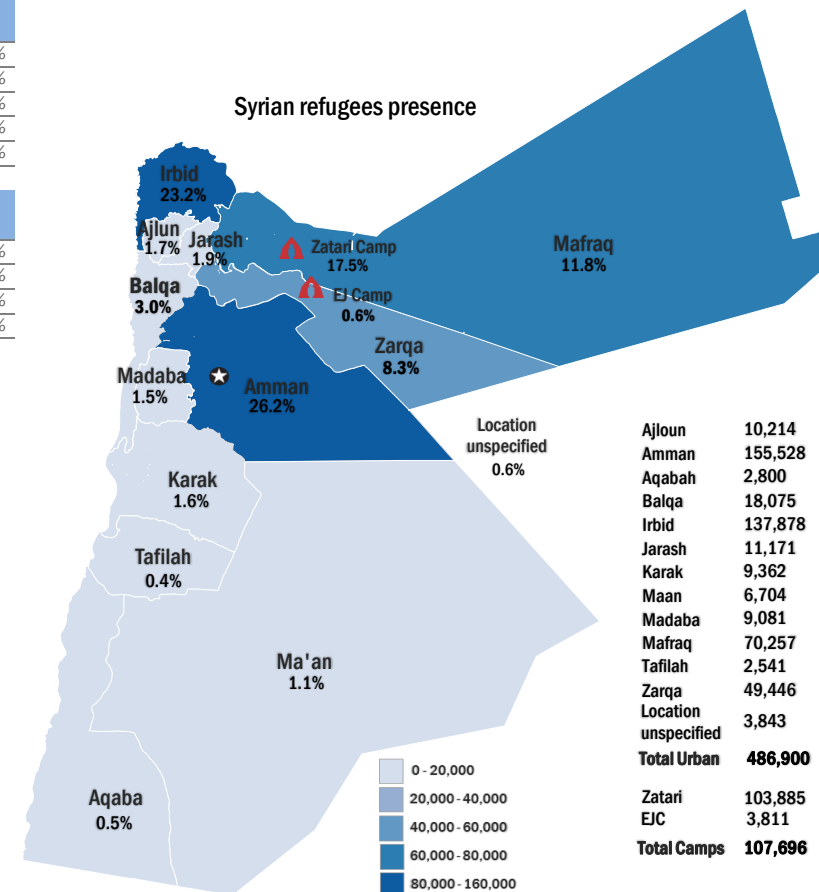
## Registration Trend

2011	2,306	0.3%
2012	129,896	15.1%
2013	666,411	77.5%
2014	61,185	7.1%

## Syrian Registration Trend since 01 March 2011



## Syrian refugees presence



Interagency Portal: <http://data.unhcr.org/Syrianrefugees>

UNHCR on the web: <http://www.unhcr.org> ; <http://www.unhcr.org>

UNHCR on Social network: <http://www.facebook.com/UNHCRJordan> ; [http://twitter.com/And\\_Harper](http://twitter.com/And_Harper) ; <http://twitter.com/ZaatariCamp>

\* Coloured map only reflects refugees living outside camps.