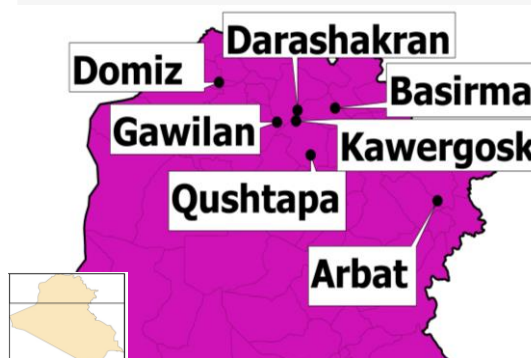
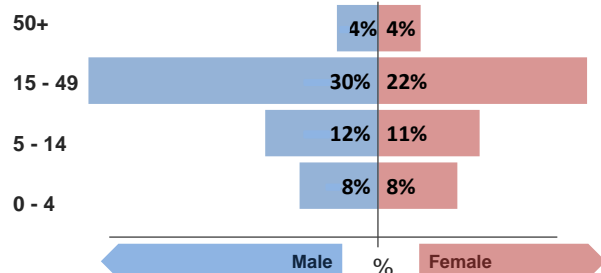


Refugee population

Total refugee population in reporting camps:

90,130 §

Demographic breakdown:



Key facts

Estimated total population living in camps: 93,250 §

*Camps reporting health data: Duhok: Gawilan, Domiz

Erbil: Kawergosk, Qushtapa, Darashakran, Basirma

Sulaymaniyah: Arbat

Population:

§ Source of population data: Estimates from UNHCR data. For multiweek reports, average is presented.

Indicators at a glance

Indicator	Indicator	Standard
1 Health utilisation rate	3.4	1 - 4
2 Number of consultations per clinician per day	47	< 50
3 Proportion of first time antenatal visits made < 1st trimester	100%	≥ 90%
4 Measles immunisation coverage	73%	> 90%
5 Polio III immunisation coverage	81%	> 90%
6 Crude Mortality Rate (CMR) (/1000/month)	0.0	< 1.5
7 Under-five Mortality Rate (U5MR) (/1000/month)	0.0	< 3.0
8 Neonatal Mortality Rate (NNMR) (/1000 livebirths)	0.0	< 40

Notes

This public health profile for Kurdistan camps is compiled from health

data obtained from reporting agencies. Data is collected using standardised Health Information System (HIS) data collection and reporting tools and aims to be as accurate as possible.

Agencies reporting:

DOH Dohuk (Gawilan, Domiz)

DOH Erbil (Darashakran, Basirma, Qushtapa, Kawergosk)

DOH Sulaymaniyah (Arbat)

IMC (Domiz)

PU-AMI (Gawilan)

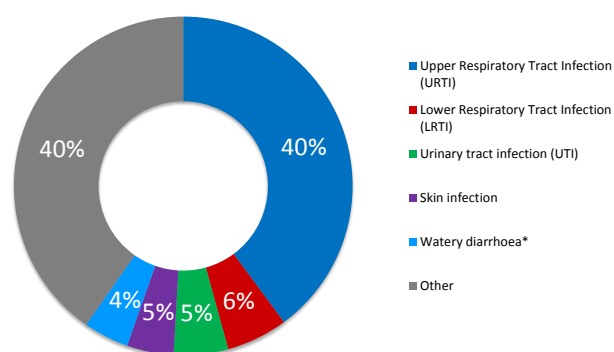
MSF (Domiz, Kawergosk, Darashakran)

Jiyan Foundation (Domiz)

UPP (Domiz, Gawilan)

Morbidity

Acute health conditions (%)



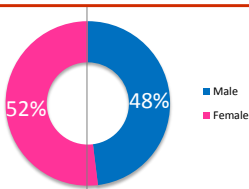
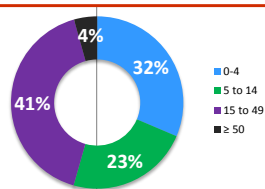
Top 5 acute health conditions

	% morbidity	# of cases
1 Upper Respiratory Tract Infection (URTI)	40%	8,203
2 Lower Respiratory Tract Infection (LRTI)	6%	1,203
3 Urinary tract infection (UTI)	5%	1,070
4 Skin infection	4%	917
5 Watery diarrhoea*	4%	895
- Other	40%	8,287

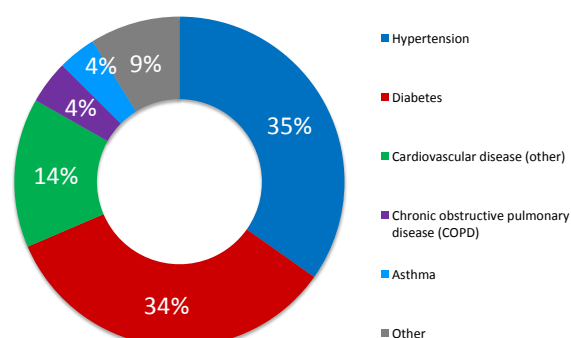
Breakdown of acute health conditions

by age

by gender



Chronic health conditions (%)



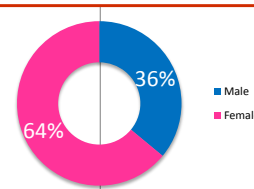
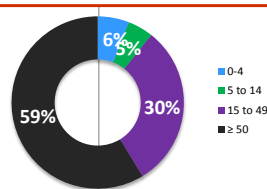
Top 5 chronic health conditions

	% morbidity	# of cases
1 Hypertension	35%	466
2 Diabetes	34%	452
3 Cardiovascular disease (other)	15%	196
4 Chronic obstructive pulmonary disease (COPD)	4%	57
5 Asthma	4%	50
- Other	9%	118

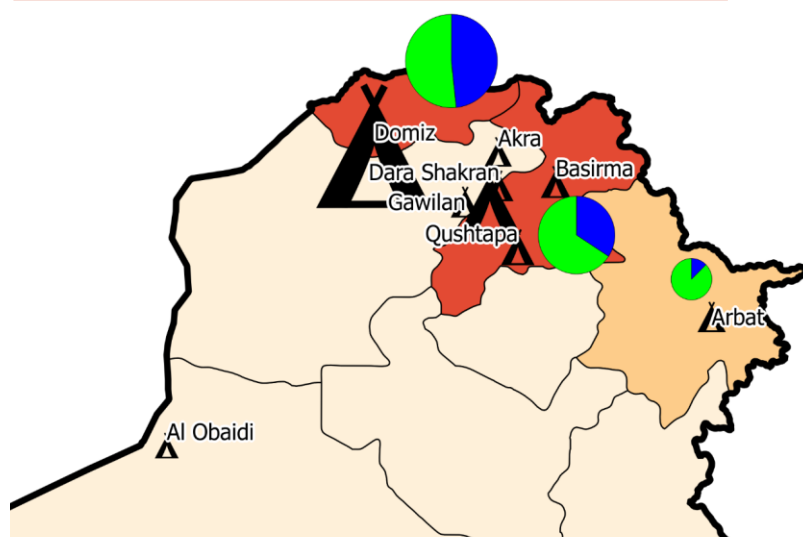
Breakdown of chronic health conditions

by age

by gender



Kurdistan camps at a glance



1 Population

Arbat	3005
Basirma	3184
Darashakran	7503
Domiz	55830
Gawilan	2720
Kawergosk	13343
Qushtapa	4545

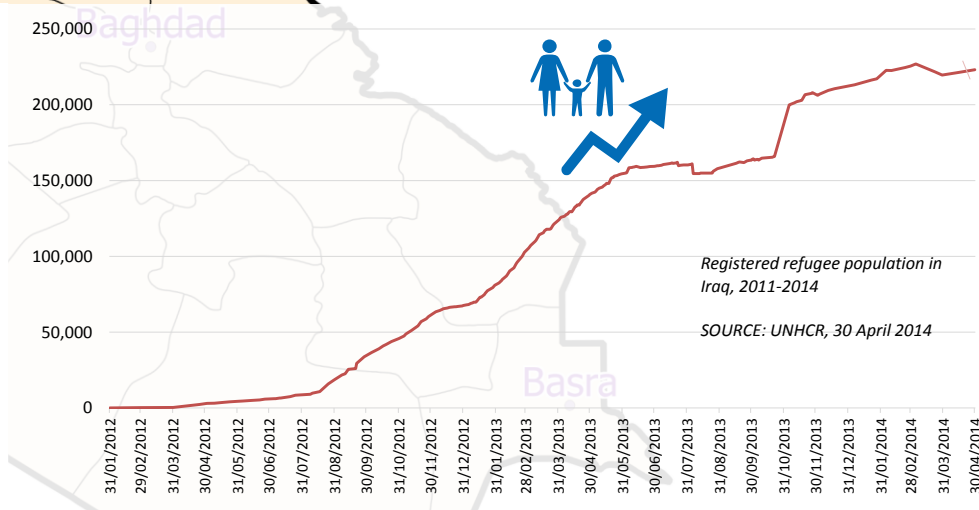
Refugee population

by governorate

	<10,000
	10,000 to <30,000
	30,000 to <60,000
	60,000 to <120,000
	120,000 or more

Refugee camp

Non-camp refugees
 Camp refugees



2

Health
utilisation
rate¹

Arbat	10
Basirma	11
Darashakran	6
Domiz	2
Gawilan	7
Kawergosk	4
Qushtapa	10

3

Consultations
per clinician
per day

Arbat	85
Basirma	48
Darashakran	50
Domiz	37
Gawilan	32
Kawergosk	37
Qushtapa	144

4

Incidence
of
ARI²

Arbat	445
Basirma	90
Darashakran	36
Domiz	8
Gawilan	43
Kawergosk	27
Qushtapa	115

5

Incidence³
of
diarrhoea

Arbat	42
Basirma	9
Darashakran	6
Domiz	1
Gawilan	9
Kawergosk	4
Qushtapa	4

6

Proportion of
consultations
due to
NCDs

Arbat	1%
Basirma	3%
Darashakran	11%
Domiz	13%
Gawilan	5%
Kawergosk	6%
Qushtapa	5%

7

Estimated routine
polio III
immunisation
coverage
(<1 year)

Arbat	N/A
Basirma	71%
Darashakran	89%
Domiz	77%
Gawilan	51%
Kawergosk	105%
Qushtapa	68%

NOTES

1. Health utilisation rate estimates the number of consultations per refugee per year

2. ARI: Acute respiratory infections. It includes both lower and upper respiratory infections

3. Incidence in this report is number of consultations for acute illness per 1000 refugees per week

NAD: No adequate data available to conduct estimation; N/A: data not available; NCD: Non-communicable diseases (e.g. diabetes, hypertension, heart diseases)

Public Health

Health Impact	Indicator	Standard	Outbreak Alert and Response	Indicator	Standard
Crude Mortality Rate (CMR) (/1000/month)	0.0	< 1.5	Number of outbreaks reported	0	
Under-five Mortality Rate (U5MR) (/1000/month)	0.0	< 3.0	% of outbreaks investigated within 48 hours	N/A	100%
Neonatal Mortality Rate (NNMR) (/1000 livebirths)	0.0	< 40	Routine immunization		
			BCG immunisation coverage	83%	> 90%
			DPT 1 immunisation coverage	90%	> 90%
			Measles immunisation coverage	73%	> 90%
			Polio III immunisation coverage	81%	> 90%
			MMR immunisation coverage	96%	> 90%
			Vitamin A coverage	93%	> 90%
Access and utilization					
No. of health facilities	1.0	1 : < 10,000			
Total number of consultations	23,749				
Health utilisation rate	3.4	1 - 4			
No. of consultations per trained clinician per day	47	< 50			
Reproductive health			Sexual and gender-based violence		
Proportion of first time antenatal visits made < 1st trimester	100%	≥ 90%	Incidence of reported rape	0.0	

Top 3 Mental health conditions

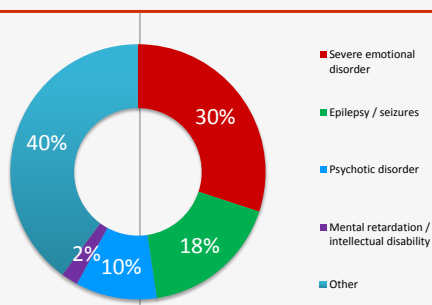
	% morbidity	# of cases
1 Severe emotional disorder	30%	70
2 Epilepsy / seizures	18%	41
3 Psychotic disorder	10%	24
- Other	42%	98

Top 3 injuries

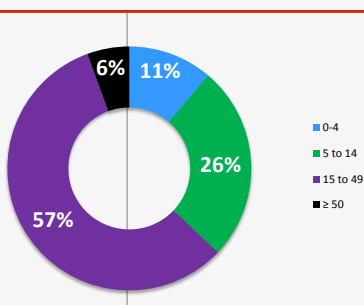
	% morbidity	# of cases
1 Injury (unintentional)	30%	473
2 Burns	13%	215
3 Accident	1%	19
- Other	56%	895

Breakdown of mental health conditions

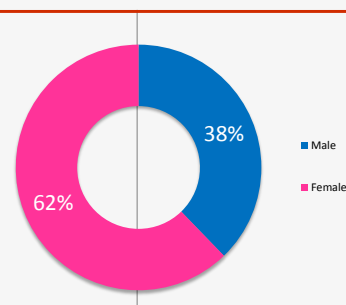
By cause



By age

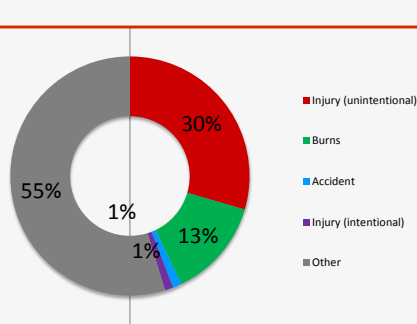


By gender

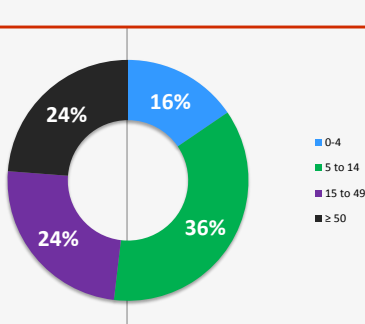


Breakdown of injuries

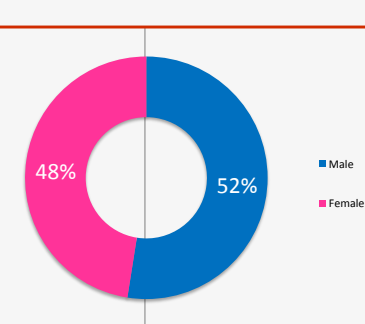
By cause



By age



By gender



We gratefully acknowledge the support of the following agencies:



View interactive maps and statistics online
<http://twine.unhcr.org>

