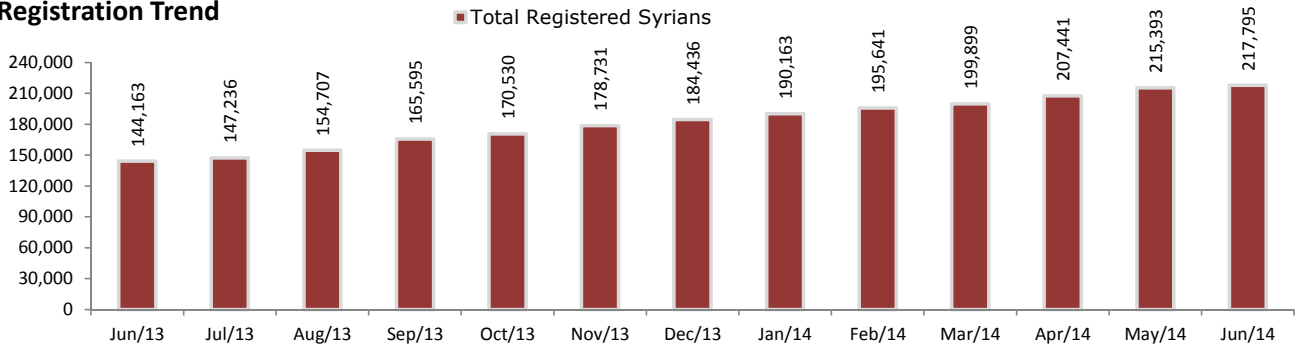




Registration Unit

Total Persons of Concern
Individuals
225,475
Households
81,594

Registration Trend

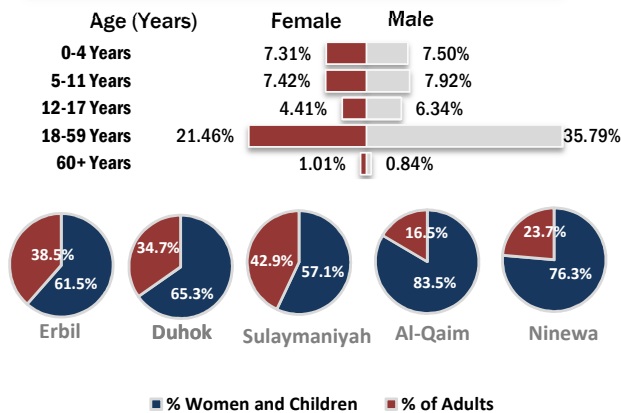


This profile is based on
and
The total is

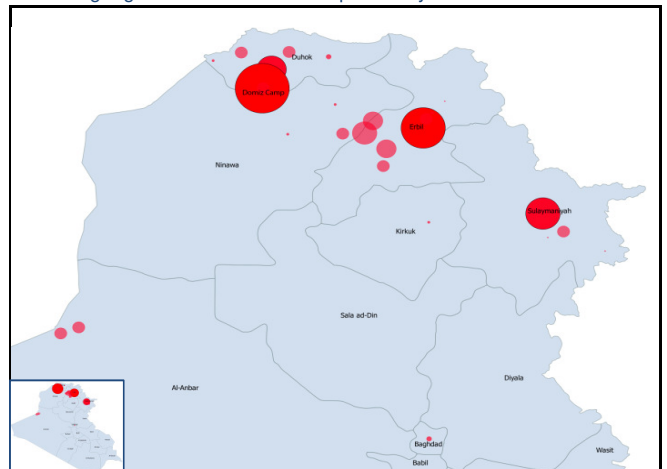
217,795
7,680
225,475

proGres registered individuals
Awaiting registration *
individuals

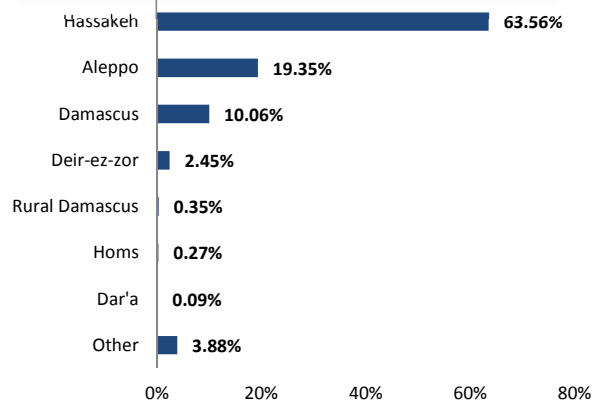
Age and Gender Breakdown



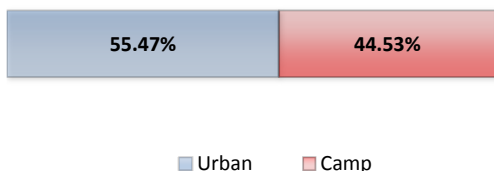
* Awaiting registration refers to those previously fixed as level 1



Place of Origin



Camp and non-camp population comparison



Governorate	Individuals	Households	% Total
Duhok	101,174	33,708	46.45%
Erbil	84,680	32,589	38.88%
Sulaymaniyah	23,318	10,402	10.71%
Anbar	4,534	1,150	2.08%
Ninewa	1,365	444	0.63%
Kirkuk	701	235	0.32%
Baghdad	398	218	0.18%
Other	1,625	694	0.75%
Total Iraq	217,795	79,440	100%

Camps Registered Population			
Camp	Individuals	Households	% Total
Al-Obaidi Camp	1,534	322	1.58%
Akre Settlement	1,408	347	1.45%
Bajid Kandala Transit Camp	172	48	0.18%
Domiz Camp	66,541	21,981	68.62%
Gawilan Camp	2,536	652	2.62%
Basirna Camp	2,712	622	2.80%
Darashakran Camp	7,253	1,537	7.48%
Kawergosk Camp	8,769	2,289	9.04%
Qushtapa Camp	4,209	1,027	4.34%
Arbat Camp	1,841	518	1.90%
Total	96,975	29,343	100%