

Total Active Registered Syrians

605,157



506,222

83.7%



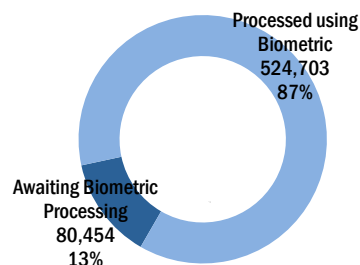
98,935

16.3%

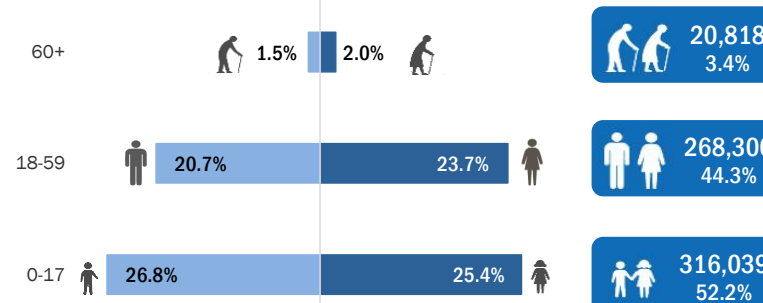
Standard Age and Gender

Age	0-4	5-11	12-17	18-35	36-59	60+	Total	%
Female	51,518	62,267	39,866	93,271	49,930	11,994	308,846	51.0%
Male	54,739	65,172	42,477	83,308	41,791	8,824	296,311	49.0%
Total	106,257	127,439	82,343	176,579	91,721	20,818	605,157	100%
	17.6%	21.1%	13.6%	29.2%	15.2%	3.4%		

Biometric Statistics (IRIS)



Age-Gender Breakdown



Place of Origin

Dar'a	282,499	46.7%
Homs	97,598	16.1%
Rural Damascus	70,859	11.7%
Damascus	47,396	7.8%
Aleppo	40,363	6.7%
Hama	28,622	4.7%
Idleb	8,889	1.5%
Ar-raqqa	7,426	1.2%
Al-hasakeh	3,437	0.6%
Quneitra	2,786	0.5%
Deir-ez-zor	2,553	0.4%
Lattakia	1,089	0.2%
As-sweida	844	0.1%
Tartous	288	0.0%
Other	10,508	1.7%

Specific Needs

Serious medical condition	24,152	4.0%
Specific legal and physical protection needs	21,110	3.5%
Woman at risk	19,580	3.2%
Child at risk	16,664	2.8%
Disability	11,380	1.9%
Single parent	8,795	1.5%
Unaccompanied or separated child	4,912	0.8%
Older person at risk	3,622	0.6%
Torture	2,342	0.4%
Family unity	189	0.0%
Pregnant or lactating	64	0.0%
Total	112,810	18.6%

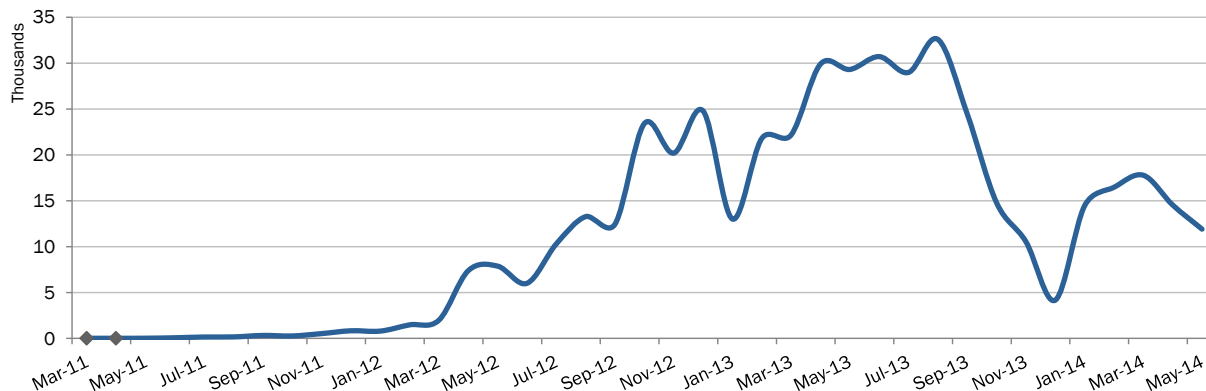
Arrivals

Pre-2011	8,349	1.4%
2011	22,049	3.6%
2012	188,190	31.1%
2013	324,293	53.6%
2014	62,276	10.3%

Registration Trend

2011	2,306	0.3%
2012	129,896	14.7%
2013	666,411	75.4%
2014	85,024	9.6%

Syrian Registration Trend since 01 March 2011



UNHCR Registered Syrians

