

Total Active Registered Syrians **606,282**



507,499

83.7%



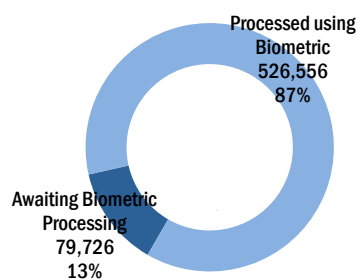
98,783

16.3%

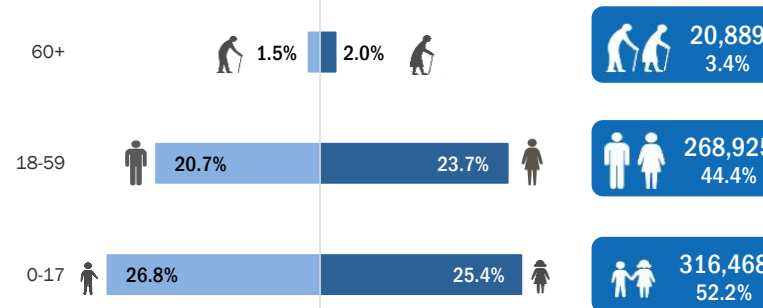
Standard Age and Gender

Age	0-4	5-11	12-17	18-35	36-59	60+	Total	%
Female	51,549	62,386	39,953	93,487	50,050	12,047	309,472	51.0%
Male	54,702	65,353	42,525	83,506	41,882	8,842	296,810	49.0%
Total	106,251	127,739	82,478	176,993	91,932	20,889	606,282	100%
	17.5%	21.1%	13.6%	29.2%	15.2%	3.4%		

Biometric Statistics (IRIS)



Age-Gender Breakdown



Place of Origin

Place of Origin	Count	%
Dar'a	282,672	46.6%
Homs	97,790	16.1%
Rural Damascus	71,007	11.7%
Damascus	47,515	7.8%
Aleppo	40,555	6.7%
Hama	28,677	4.7%
Idleb	8,997	1.5%
Ar-raqqa	7,525	1.2%
Al-hasakeh	3,498	0.6%
Quneitra	2,815	0.5%
Deir-ez-zor	2,578	0.4%
Lattakia	1,091	0.2%
As-sweida	835	0.1%
Tartous	288	0.0%
Other	10,439	1.7%

Specific Needs

Specific Needs	Count	%
Serious medical condition	24,292	4.0%
Specific legal and physical protection needs	21,216	3.5%
Woman at risk	19,685	3.2%
Child at risk	16,921	2.8%
Disability	11,429	1.9%
Single parent	8,906	1.5%
Unaccompanied or separated child	4,945	0.8%
Older person at risk	3,640	0.6%
Torture	2,354	0.4%
Family unity	195	0.0%
Pregnant or lactating	10	0.0%
Total	113,593	18.7%

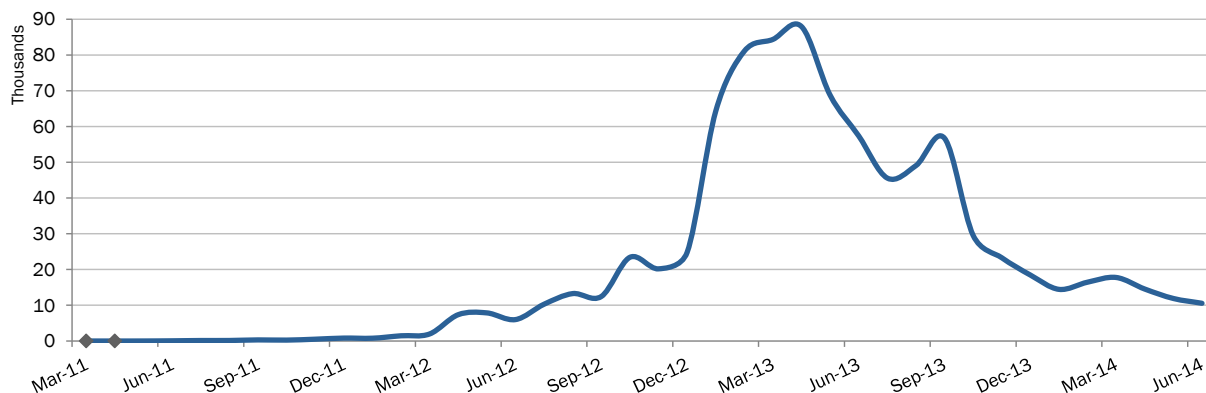
Arrivals

Year	Count	%
Pre-2011	8,383	1.4%
2011	22,073	3.6%
2012	188,149	31.0%
2013	324,196	53.5%
2014	63,481	10.5%

Registration Trend

Year	Count	%
2011	2,306	0.3%
2012	129,896	14.7%
2013	666,411	75.3%
2014	86,836	9.8%

Syrian Registration Trend since 01 March 2011



UNHCR Registered Syrians

