

Registered since 01 March 2011

UNHCR Jordan

Total Active Registered Syrians 602,169



504,170

83.7%



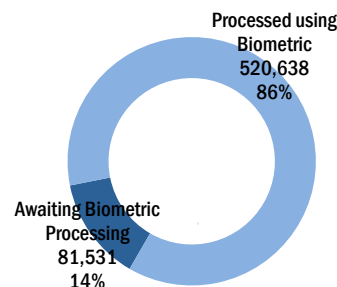
97,999

16.3%

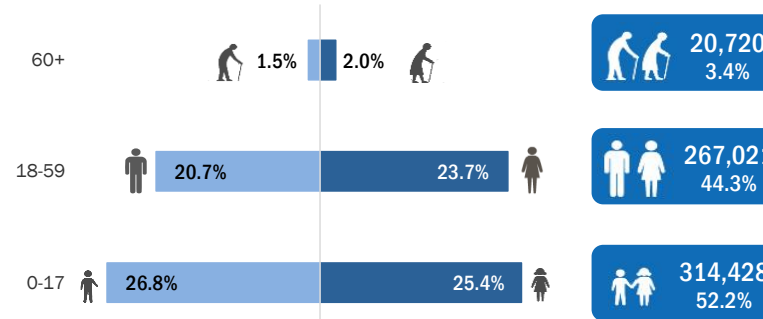
Standard Age and Gender

Age	0-4	5-11	12-17	18-35	36-59	60+	Total	%
Female	51,168	61,986	39,692	92,850	49,745	11,944	307,385	51.0%
Male	54,382	64,884	42,316	82,830	41,596	8,776	294,784	49.0%
Total	105,550	126,870	82,008	175,680	91,341	20,720	602,169	100%
	17.5%	21.1%	13.6%	29.2%	15.2%	3.4%		

Biometric Statistics (IRIS)



Age-Gender Breakdown



Place of Origin

Dar'a	281,467	46.7%
Homs	97,209	16.1%
Rural Damascus	70,248	11.7%
Damascus	47,209	7.8%
Aleppo	39,646	6.6%
Hama	28,407	4.7%
Idleb	8,595	1.4%
Ar-raqqa	7,126	1.2%
Al-hasakeh	3,377	0.6%
Quneitra	2,756	0.5%
Deir-ez-zor	2,500	0.4%
Lattakia	1,076	0.2%
As-sweida	800	0.1%
Tartous	277	0.0%
Other	11,476	1.9%

Specific Needs

Serious medical condition	23,650	3.9%
Specific legal and physical protection needs	21,224	3.5%
Woman at risk	19,393	3.2%
Child at risk	15,888	2.6%
Disability	11,186	1.9%
Single parent	8,406	1.4%
Unaccompanied or separated child	4,869	0.8%
Older person at risk	3,543	0.6%
Torture	2,281	0.4%
Family unity	177	0.0%
Pregnant or lactating	65	0.0%
Total	110,682	18.4%

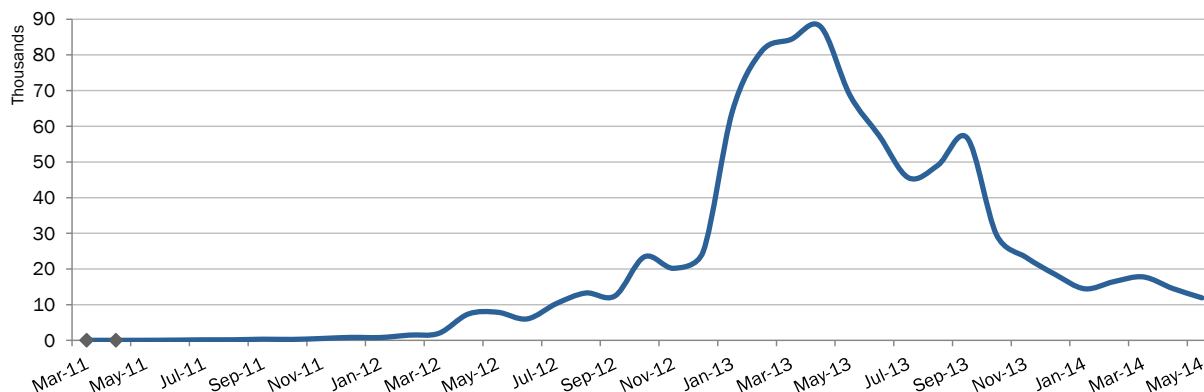
Arrivals

Pre-2011	7,793	1.3%
2011	22,008	3.7%
2012	188,096	31.2%
2013	324,283	53.9%
2014	59,989	10.0%

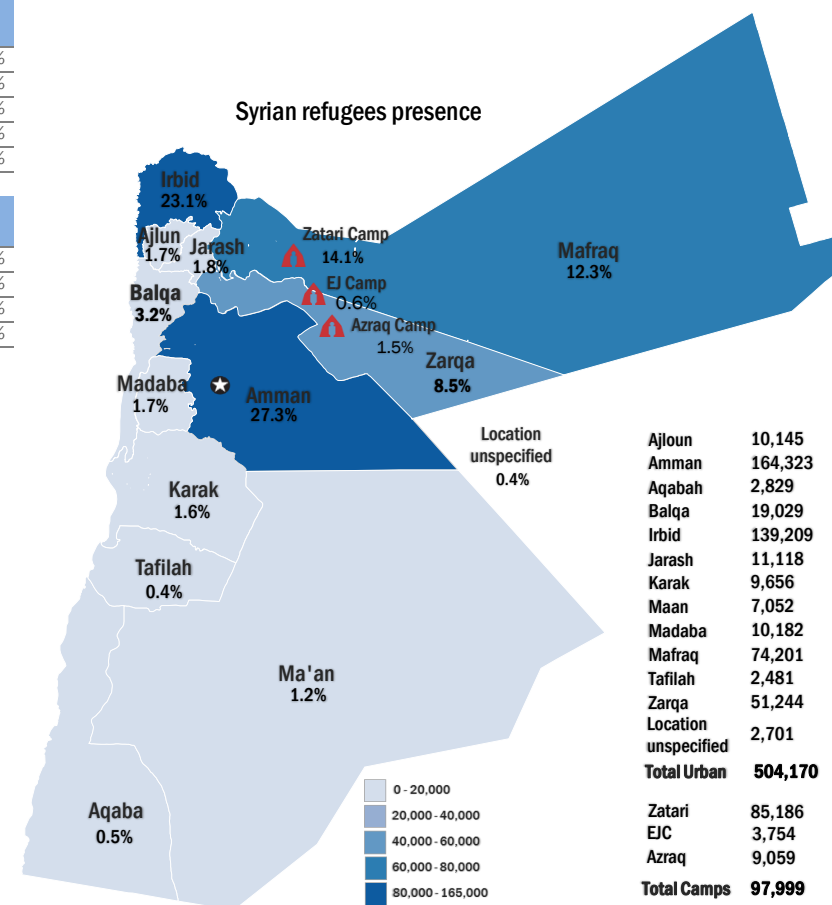
Registration Trend

2011	2,306	0.3%
2012	129,896	14.7%
2013	666,411	75.6%
2014	82,363	9.3%

Syrian Registration Trend since 01 March 2011



Syrian refugees presence



Ajlun	10,145
Amman	164,323
Aqabah	2,829
Balqa	19,029
Irbid	139,209
Jarash	11,118
Karak	9,656
Maan	7,052
Madaba	10,182
Mafraq	74,201
Tafilah	2,481
Zarqa	51,244
Location unspecified	2,701
Total Urban	504,170
Zatari	85,186
EJC	3,754
Azraq	9,059
Total Camps	97,999