

**Total Active Registered Syrians** **598,919**



**494,050**  
82.5%

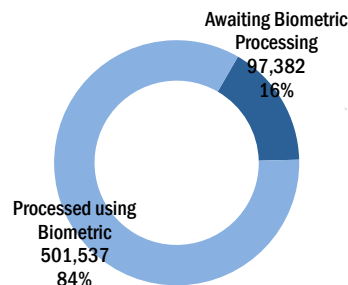


**104,869**  
17.5%

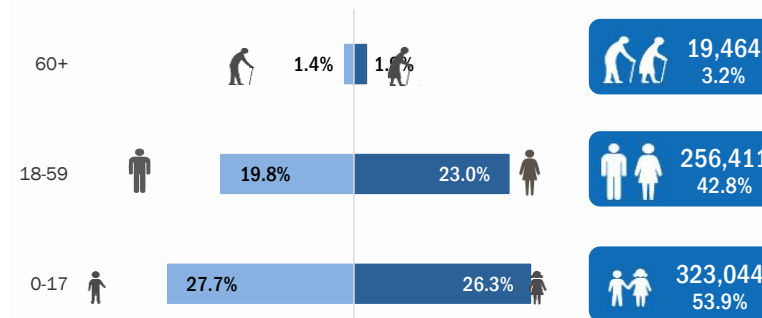
### Standard Age and Gender

Age	0-4	5-11	12-17	18-35	36-59	60+	Total	%
Female	58,702	59,480	39,095	90,061	47,953	11,237	306,528	51.2%
Male	62,273	62,052	41,442	78,889	39,508	8,227	292,391	48.8%
<b>Total</b>	<b>120,975</b>	<b>121,532</b>	<b>80,537</b>	<b>168,950</b>	<b>87,461</b>	<b>19,464</b>	<b>598,919</b>	<b>100%</b>
	20.2%	20.3%	13.4%	28.2%	14.6%	3.2%		

### Biometric Statistics (IRIS)



### Age-Gender Breakdown



### Place of Origin

Dar'a	281,904	47.1%
Homs	96,734	16.2%
Rural Damascus	68,802	11.5%
Damascus	46,526	7.8%
Aleppo	37,905	6.3%
Hama	28,176	4.7%
Idlib	8,377	1.4%
Ar-raqqa	6,577	1.1%
Al-hasakeh	3,302	0.6%
Quneitra	2,683	0.4%
Deir-ez-zor	2,389	0.4%
Lattakia	1,052	0.2%
As-sweida	801	0.1%
Tartous	265	0.0%
Other	13,426	2.2%

### Specific Needs

Serious medical condition	22,110	3.7%
Specific legal and physical protection needs	18,535	3.1%
Woman at risk	18,521	3.1%
Child at risk	12,389	2.1%
Disability	10,550	1.8%
Single parent	7,278	1.2%
Unaccompanied or separated child	4,659	0.8%
Older person at risk	3,307	0.6%
Torture	2,154	0.4%
Family unity	145	0.0%
Pregnant or lactating	72	0.0%
<b>Total</b>	<b>99,720</b>	<b>16.6%</b>

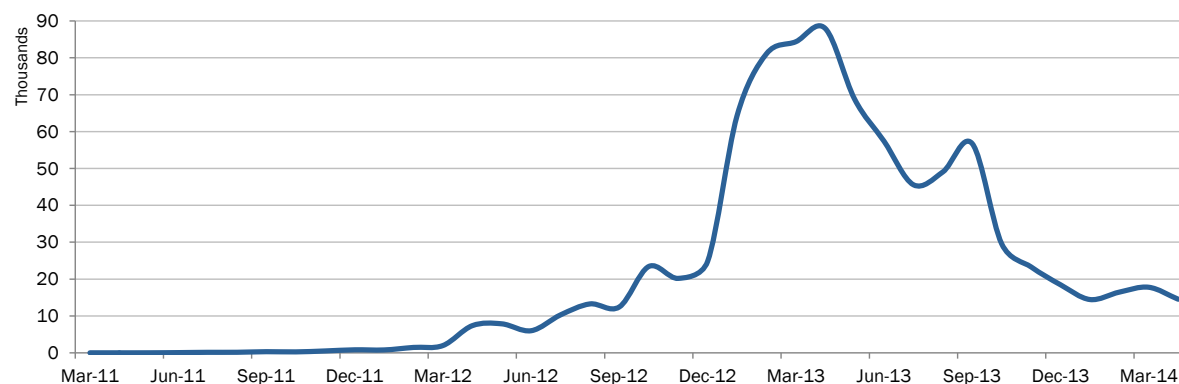
### Arrivals

Pre-2011	7,607	1.3%
2011	21,769	3.6%
2012	188,889	31.5%
2013	328,624	54.9%
2014	52,030	8.7%

### Registration Trend

2011	2,306	0.3%
2012	129,896	14.9%
2013	666,411	76.7%
2014	70,493	8.1%

### Syrian Registration Trend since 01 March 2011



### Syrian refugees presence

