

Registered Syrians in Jordan

Registered since 01 March 2011

03 May 2014

UNHCR Jordan



Total Active Registered Syrians

595,997



488,955

82.0%



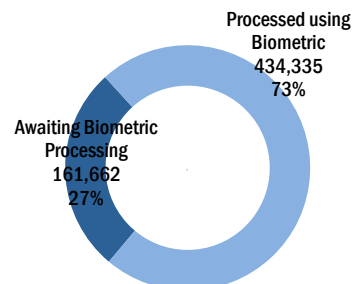
107,042

18.0%

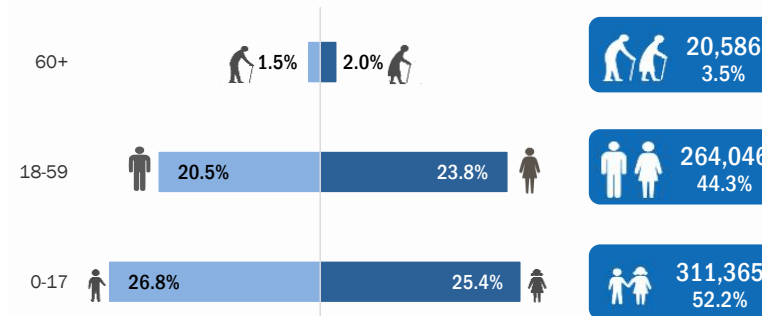
Standard Age and Gender

Age	0-4	5-11	12-17	18-35	36-59	60+	Total	%
Female	50,487	61,369	39,726	92,102	49,682	11,873	305,239	51.2%
Male	53,411	64,165	42,207	81,243	41,019	8,713	290,758	48.8%
Total	103,898	125,534	81,933	173,345	90,701	20,586	595,997	100%
	17.4%	21.1%	13.7%	29.1%	15.2%	3.5%		

Biometric Statistics (IRIS)



Age-Gender Breakdown



Place of Origin

Dar'a	281,629	47.3%
Homs	96,209	16.1%
Rural Damascus	68,609	11.5%
Damascus	46,352	7.8%
Aleppo	36,867	6.2%
Hama	27,956	4.7%
Idleb	8,222	1.4%
Ar-raqqa	6,167	1.0%
Al-hasakeh	3,268	0.5%
Quneitra	2,566	0.4%
Deir-ez-zor	2,340	0.4%
Lattakia	1,048	0.2%
As-sweida	766	0.1%
Tartous	265	0.0%
Other	13,733	2.3%

Specific Needs

Serious medical condition	21,999	3.7%
Woman at risk	19,087	3.2%
Specific legal and physical protection needs	17,529	2.9%
Child at risk	10,627	1.8%
Disability	10,495	1.8%
Single parent	7,182	1.2%
Unaccompanied or separated child	4,678	0.8%
Older person at risk	3,240	0.5%
Torture	2,137	0.4%
Family unity	141	0.0%
Pregnant or lactating	72	0.0%
Total	97,187	16.3%

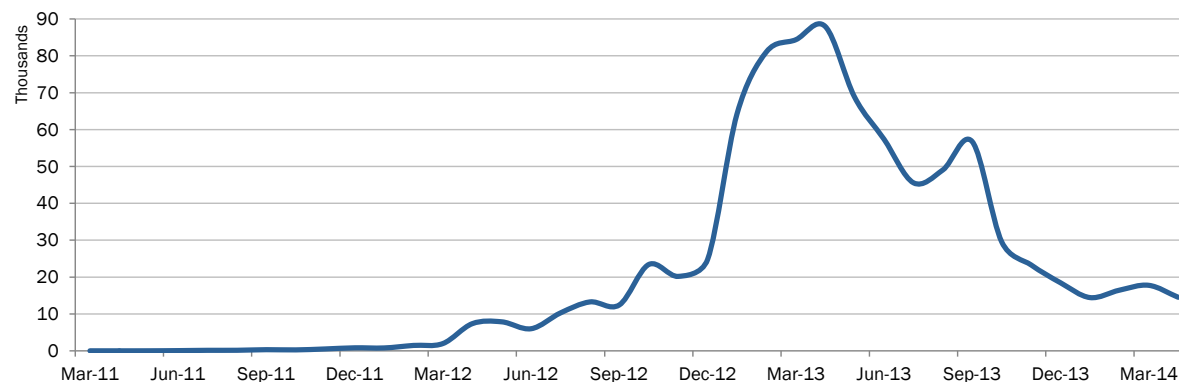
Arrivals

Pre-2011	7,521	1.3%
2011	21,682	3.6%
2012	188,779	31.7%
2013	329,433	55.3%
2014	48,582	8.2%

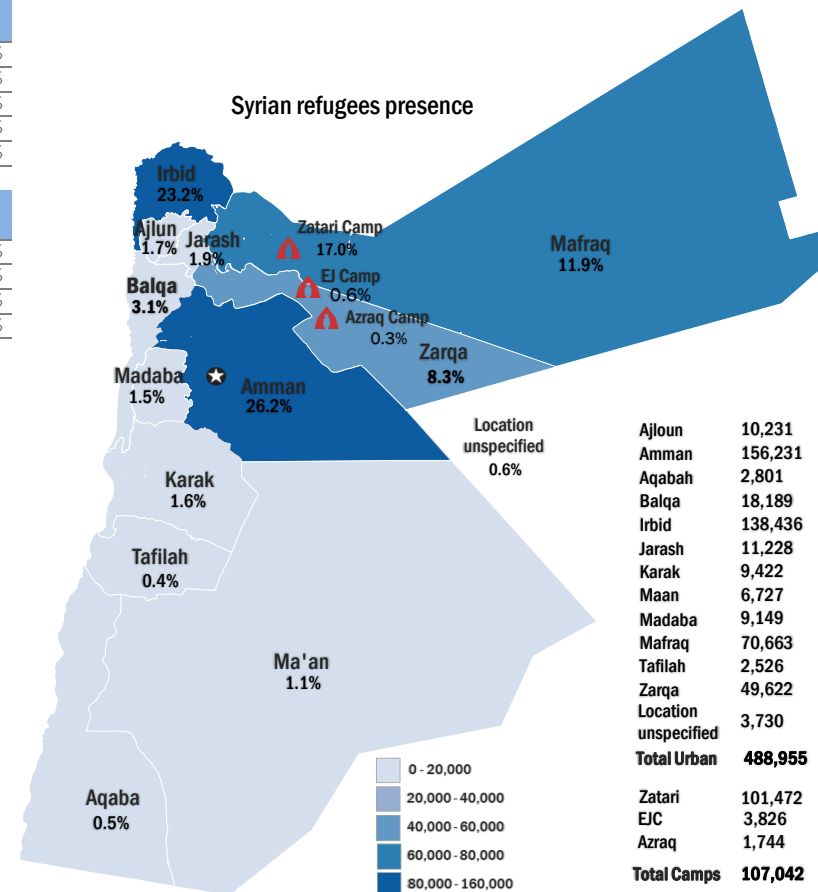
Registration Trend

2011	2,306	0.3%
2012	129,896	15.1%
2013	666,411	77.2%
2014	64,382	7.5%

Syrian Registration Trend since 01 March 2011



Syrian refugees presence



Interagency Portal: <http://data.unhcr.org/Syrianrefugees>

UNHCR on the web: <http://www.unhcr.org>; <http://www.unhcr.org>

UNHCR on Social network: <http://www.facebook.com/UNHCRJordan>; http://twitter.com/And_Harper; <http://twitter.com/ZaatariCamp>

* Coloured map only reflects refugees living outside camps.