

Total Active Registered Syrians **594,596**



486,900
81.9%



107,696
18.1%

Standard Age and Gender

Age	0-4	5-11	12-17	18-35	36-59	60+	Total	%
Female	50,450	61,221	39,636	91,877	49,586	11,854	304,624	51.2%
Male	53,294	64,022	42,078	80,971	40,893	8,714	289,972	48.8%
Total	103,744	125,243	81,714	172,848	90,479	20,568	594,596	100%
	17.4%	21.1%	13.7%	29.1%	15.2%	3.5%		

Place of Origin

Dar'a	282,159	47.5%
Homs	95,761	16.1%
Rural Damascus	68,201	11.5%
Damascus	46,175	7.8%
Aleppo	36,277	6.1%
Hama	27,813	4.7%
Idleb	8,203	1.4%
Ar-raqqa	5,980	1.0%
Al-hasakeh	3,219	0.5%
Quneitra	2,531	0.4%
Deir-ez-zor	2,311	0.4%
Lattakia	1,046	0.2%
As-sweida	739	0.1%
Tartous	265	0.0%
Other	13,916	2.3%

Specific Needs

Serious medical condition	21,493	3.6%
Woman at risk	18,314	3.1%
Specific legal and physical protection needs	17,077	2.9%
Disability	10,288	1.7%
Child at risk	9,485	1.6%
Single parent	6,756	1.1%
Unaccompanied or separated child	4,622	0.8%
Older person at risk	3,170	0.5%
Torture	2,073	0.3%
Family unity	136	0.0%
Pregnant or lactating	78	0.0%
Total	93,492	15.7%

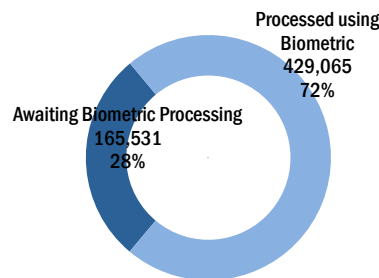
Arrivals

Pre-2011	7,491	1.3%
2011	21,615	3.6%
2012	188,776	31.7%
2013	330,453	55.6%
2014	46,261	7.8%

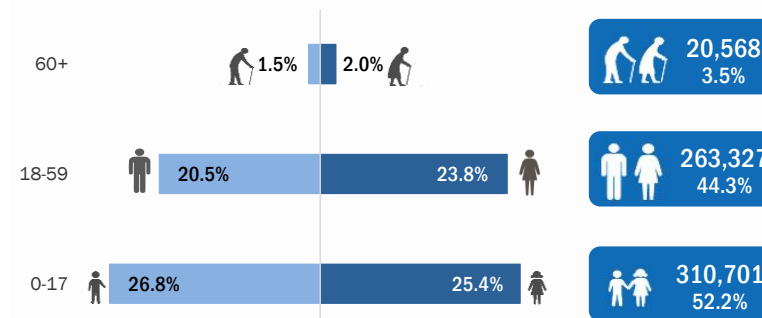
Registration Trend

2011	2,306	0.3%
2012	129,896	15.1%
2013	666,411	77.5%
2014	61,185	7.1%

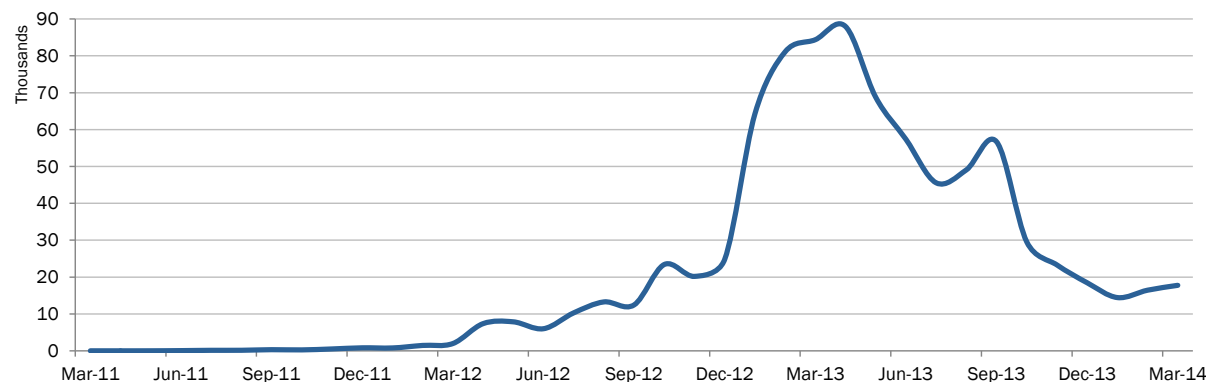
Biometric Statistics (IRIS)



Age-Gender Breakdown



Syrian Registration Trend since 01 March 2011



Syrian refugees presence

