

Total Active Registered Syrians

608,659


Urban

511,893
84.1%


Camps

96,766
15.9%

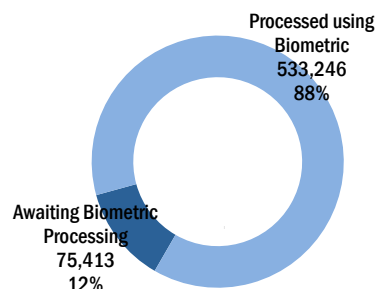
Standard Age and Gender

Age	0-4	5-11	12-17	18-35	36-59	60+	Total	%
Female	51,732	62,679	40,058	93,770	50,216	12,096	310,551	51.0%
Male	54,855	65,651	42,665	83,979	42,090	8,868	298,108	49.0%
Total	106,587	128,330	82,723	177,749	92,306	20,964	608,659	100%
	17.5%	21.1%	13.6%	29.2%	15.2%	3.4%		

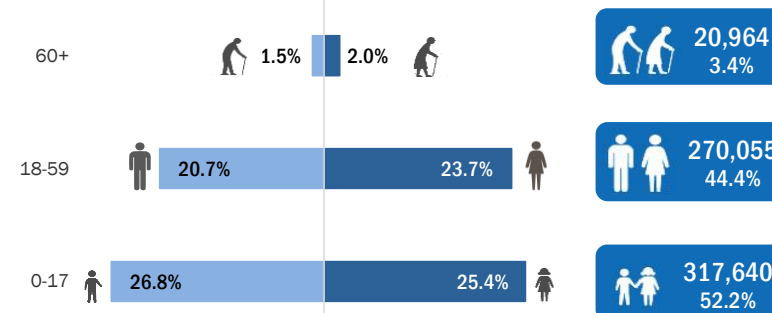
Place of Origin		
Dar'a	283,051	46.5%
Homs	98,140	16.1%
Rural Damascus	71,454	11.7%
Damascus	47,737	7.8%
Aleppo	41,298	6.8%
Hama	28,724	4.7%
Other	10,049	1.7%
Idlib	9,142	1.5%
Ar-raqqa	7,778	1.3%
Al-hasakeh	3,583	0.6%
Quneitra	2,835	0.5%
Deir-ez-zor	2,664	0.4%
Lattakia	1,095	0.2%
As-sweida	815	0.1%
Tartous	294	0.0%

Specific Needs		
Serious medical condition	24,747	21.3%
Specific legal and physical protection needs	21,298	18.3%
Woman at risk	19,924	17.1%
Child at risk	18,148	15.6%
Disability	11,628	10.0%
Single parent	9,261	8.0%
Unaccompanied or separated child	5,006	4.3%
Older person at risk	3,700	3.2%
Torture	2,439	2.1%
Family unity	204	0.2%
SGBV	84	0.1%
Pregnant or lactating	10	0.0%
Total	116,449	100.0%

Biometric Statistics (IRIS)



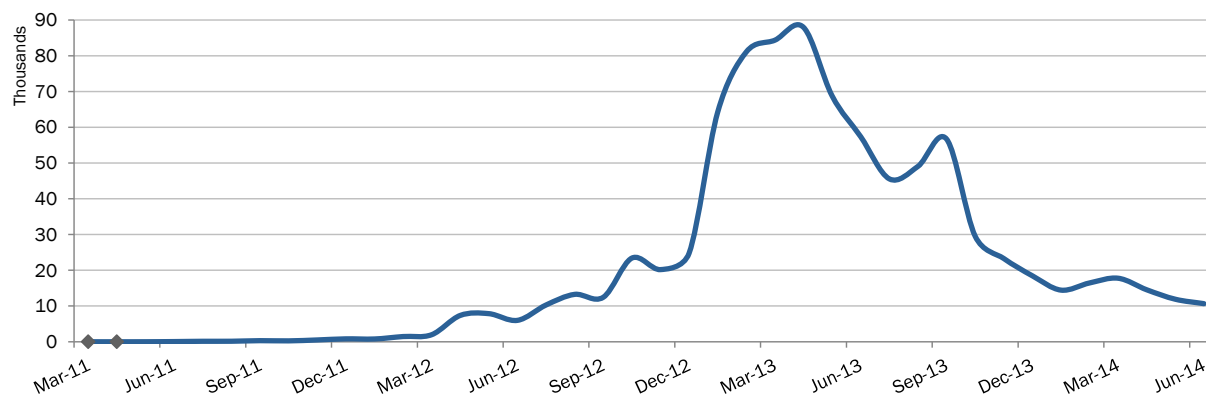
Age-Gender Breakdown



Arrivals		
Pre-2011	8,485	1.4%
2011	22,195	3.6%
2012	187,960	30.9%
2013	323,720	53.2%
2014	66,299	10.9%

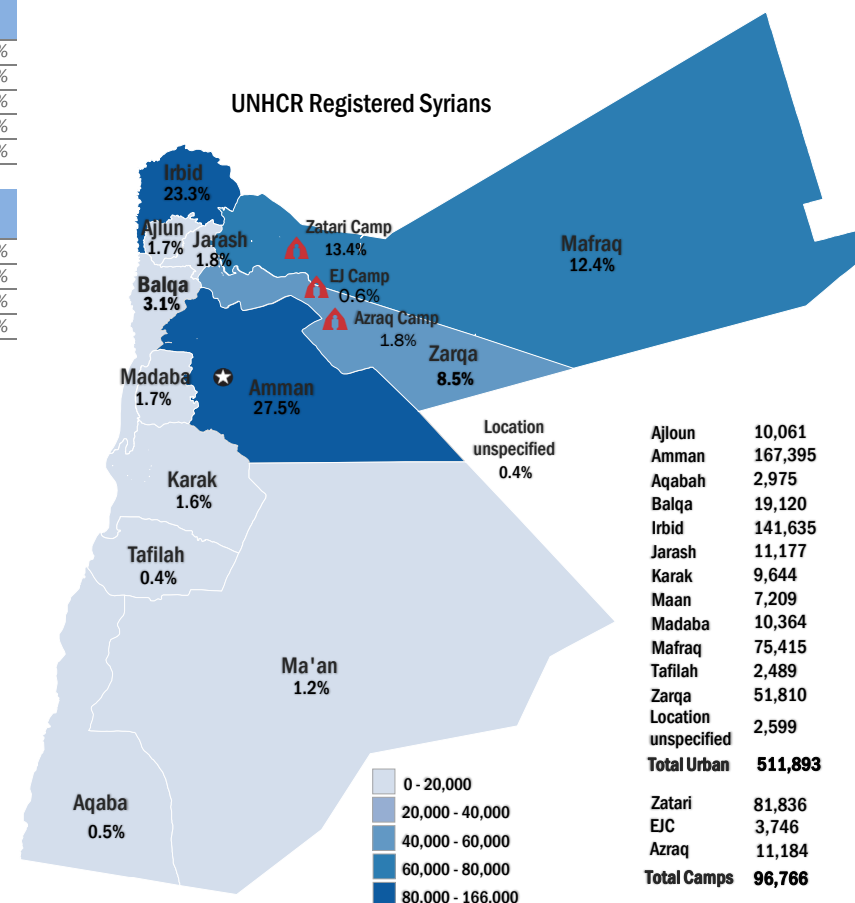
Registration Trend		
2011	2,306	0.3%
2012	129,896	14.6%
2013	666,411	74.9%
2014	91,435	10.3%

Syrian Registration Trend since 01 March 2011



Interagency Portal: <http://data.unhcr.org/Syrianrefugees>
UNHCR on the web: <http://www.unhcr.org> ; <http://www.unhcr.org>
UNHCR on Social network: <http://www.facebook.com/UNHCRJordan> ; http://twitter.com/And_Harper ; <http://twitter.com/ZaatariCamp>

UNHCR Registered Syrians



* Coloured map only reflects refugees living outside camps.