

Middle East Polio Technical Bulletin

EMR: Egypt, Iraq, Jordan, Lebanon, Syria, Palestine, Iran
EUR: Turkey

Data in WHO as of 25 August 2014 (Week 34) – No. 36



Situation Update

As of 25 August 2014 :

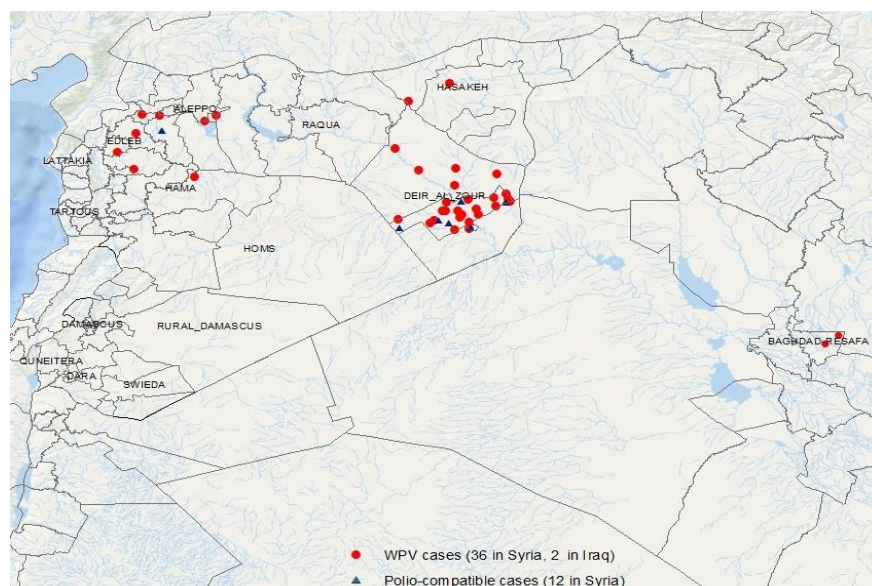
Syria

No new WPV1 cases were reported in the past week. The most recent WPV1 case had onset of paralysis on 21 January 2014, from Salamiyah district, Hama governorate. The total number of laboratory confirmed WPV1 cases for 2014 is ONE, and 35 for 2013. The annualized non-polio AFP rate is 3.0 per 100,000 and the proportion of AFP cases with adequate specimens is 90%.

Iraq:

No new WPV1 cases were reported in the past week. The most recent WPV1 case had onset of paralysis on 7 April 2014 from Mada'in district, Baghdad-Resafa governorate, in a 34-months old, unvaccinated child. Genetic sequencing indicates the virus is most closely related to virus detected in February 2014 in Sha'b district, Baghdad-Resafa governorate. The total number of WPV1 cases for 2014 is TWO. August polio mass campaign was completed successfully completed; 1,872,684 under-5 children were vaccinated with post-campaign monitoring coverage of 92 % by family recall (142,448 were children in IDPs camps).

Wild poliovirus and Compatible cases in Syrian Arab Republic and Iraq



Note that cases are plotted randomly within the boundaries of districts.

New cases – Summary:

0

Outbreak – Summary:

Total number of confirmed cases-2013: 35

Total number of confirmed cases-2014: 3

Most recent confirmed case:
Mada'in , Baghdad-Resafa Iraq
7-Apr-14

Index case:
Aleppo, Fardous / 14-Jul-13

Duration of outbreak:
38 weeks

SIA – Summary:

Number of SIAs since Index case:
8 (8 NIDs) in Syria

Number of SIAs since last case*:
5 (5 NIDs) in Syria
3 (1 NIDs, 2 SNIDs) in Iraq

Extent of outbreak:

Country	Province	No. WPV cases
Syria	ALEPPO	5
	DEIR AL ZOUR	25
	EDLEB	3
	HAMA	1
	HASAKEH	2
Iraq	BAGHDAD-RESAFA	2

*Includes SIAs within 10 days prior to onset.

Summary information

As of 25 August 2014

AFP case information: 2013

		Syria						Iraq		Egypt		Jordan		Lebanon		Palestine (OPT)		Turkey	
		WPV cases		Compatible cases		AFP cases		AFP cases		AFP cases		AFP cases		AFP cases		AFP cases		AFP cases	
Age		Nb	%	Nb	%	Nb	%	Nb	%	Nb	%	Nb	%	Nb	%	Nb	%	Nb	%
	<1 YR	10	29%	8	67%	30	17%	49	11%	114	11%	6	17%	2	6%	2	5%	8	3%
	1 YR	17	49%	3	25%	41	23%	86	19%	290	29%	1	3%	3	9%	8	21%	20	9%
	2 YRS	4	11%	0	0%	16	9%	70	16%	179	18%	3	9%	9	27%	5	13%	27	12%
	3-4YR	2	6%	1	8%	32	18%	107	24%	172	17%	13	37%	7	21%	8	21%	52	23%
	5-9YR	2	6%	0	0%	41	23%	96	22%	190	19%	7	20%	8	24%	6	16%	59	26%
	10-14YR	0	0%	0	0%	16	9%	36	8%	62	6%	4	11%	4	12%	9	24%	64	28%
	15+ YR	0	0%	0	0%	4	2%	0	0%	0	0%	1	3%	0	0%	0	0%	1	
TOTAL		35		12		180		444		1007		35		33		38		231	
Vaccination status																			
	Zero-dose	18	51%	9	75%	34	19%	5	1%	0	0%	1	3%	2	6%	0	0%	0	0%
	1-3	16	46%	2	17%	40	22%	69	16%	30	3%	1	3%	7	21%	0	0%	78	34%
	4-6	0	0%	0	0%	82	46%	170	38%	130	13%	15	43%	24	73%	29	76%	133	58%
	7+	0	0%	0	0%	16	9%	177	40%	843	84%	16	46%	0	0%	8	21%	1	0%
	UNKNOWN	1	3%	1	8%	8	4%	23	5%	4	0%	2	6%	0	0%	1	3%	19	8%
TOTAL		35		12		180		444		1007		35		33		38		231	
Gender																			
	M	22	63%	5	50%	101	56%	261	59%	578	57%	22	63%	28	85%	15	39%	138	60%
	F	13	37%	7	50%	79	44%	183	41%	429	43%	13	37%	5	15%	23	61%	93	40%
TOTAL		35		12		180		444		1007		35		33		38		231	

AFP case information: 2014

		Syria						Iraq				Egypt		Jordan		Lebanon		Palestine (OPT)		Iran		Turkey	
		WPV cases		Compatible cases		AFP cases		WPV cases		AFP cases		AFP cases		AFP cases		AFP cases		AFP cases		AFP cases		AFP cases	
Age		Nb	%	Nb	%	Nb	%	Nb	%	Nb	%	Nb	%	Nb	%	Nb	%	Nb	%	Nb	%	Nb	%
	<1 YR	0	0%	0	0%	16	11%	0	0%	40	10%	78	12%	0	0%	2	9%	0	0%	29	6%	7	4%
	1 YR	0	0%	0	0%	21	14%	1	50%	93	24%	187	30%	2	7%	3	14%	1	8%	90	19%	20	11%
	2 YRS	0	0%	0	0%	22	15%	0	0%	88	22%	120	19%	3	11%	0	0%	4	31%	64	13%	30	16%
	3-4YR	1	100%	0	0%	32	21%	1	50%	70	18%	105	17%	9	33%	5	23%	3	23%	98	20%	38	20%
	5-9YR	0	0%	0	0%	46	31%	0	0%	79	20%	111	18%	7	26%	6	27%	3	23%	137	29%	53	28%
	10-14YR	0	0%	0	0%	12	8%	0	0%	24	6%	28	4%	6	22%	6	27%	2	15%	60	13%	41	22%
	15+ YR	0		0		0		0		0		1		0		0		0		2		1	
TOTAL		1		0		149		2		394		630		27		22		13		480		190	
Vaccination status																							
	Zero-dose	1	100%	0	0%	8	5%	2	100%	9	2%	0	0%	0	0%	0	0%	0	0%	0	0%	0	0%
	1-3	0	0%	0	0%	16	11%	0	0%	42	11%	7	1%	2	7%	8	36%	0	0%	29	6%	10	5%
	4-6	0	0%	0	0%	45	30%	0	0%	129	33%	36	6%	6	22%	14	64%	3	23%	371	77%	99	52%
	7+	0	0%	0	0%	79	53%	0	0%	193	49%	575	91%	9	33%	0	0%	10	77%	21	4%	6	3%
	UNKNOWN	0	0%	0	0%	1	1%	0	0%	21	5%	12	2%	10	37%	0	0%	0	0%	59	12%	75	39%
TOTAL		1		0		149		2		394		630		27		22		13		480		190	
Gender																							
	M	1	100%	0	0%	85	57%	1	50%	218	55%	374	59%	16	59%	11	50%	8	62%	271	56%	108	57%
	F	0	0%	0	0%	64	43%	1	50%	176	45%	256	41%	11	41%	11	50%	5	38%	209	44%	82	43%
TOTAL		1		0		149		2		394		630		27		22		13		480		190	

Surveillance indicators, 2010 – 2014

Country / Territory	Year	AFP cases reported	Non-polio AFP rate	AFP cases with adequate specimens (%)
Egypt	2010	1151	4.5	95%
	2011	1023	4.0	93%
	2012	1022	3.9	92%
	2013	1007	3.0	92%
	2014	630	2.8	90%
Islamic Republic of Iran	2010	623	3.3	91%
	2011	603	3.1	91%
	2012	689	3.5	92%
	2013	708	4.0	96%
	2014	480	4.1	96%
Iraq	2010	489	4.0	87%
	2011	530	4.3	89%
	2012	467	3.8	90%
	2013	444	3.1	84%
	2014	394	4.1	89%
Jordan	2010	40	1.8	95%
	2011	30	1.4	97%
	2012	34	1.5	85%
	2013	35	1.4	91%
	2014	27	1.7	100%
Lebanon	2010	19	1.7	47%
	2011	22	2.0	45%
	2012	24	2.2	50%
	2013	33	2.2	45%
	2014	22	1.8	59%
Palestine (OPT)	2010	15	0.9	100%
	2011	17	1.1	100%
	2012	21	1.3	95%
	2013	38	2.2	95%
	2014	13	1.2	100%
Syrian Arab Republic	2010	194	2.6	95%
	2011	168	2.3	93%
	2012	109	1.4	84%
	2013	180	1.7	68%
	2014	149	3.0	90%
Turkey	2010	221	1.1	74%
	2011	197	1.0	81%
	2012	177	0.9	80%
	2013	231	1.2	76%
	2014	190	0.9	81%

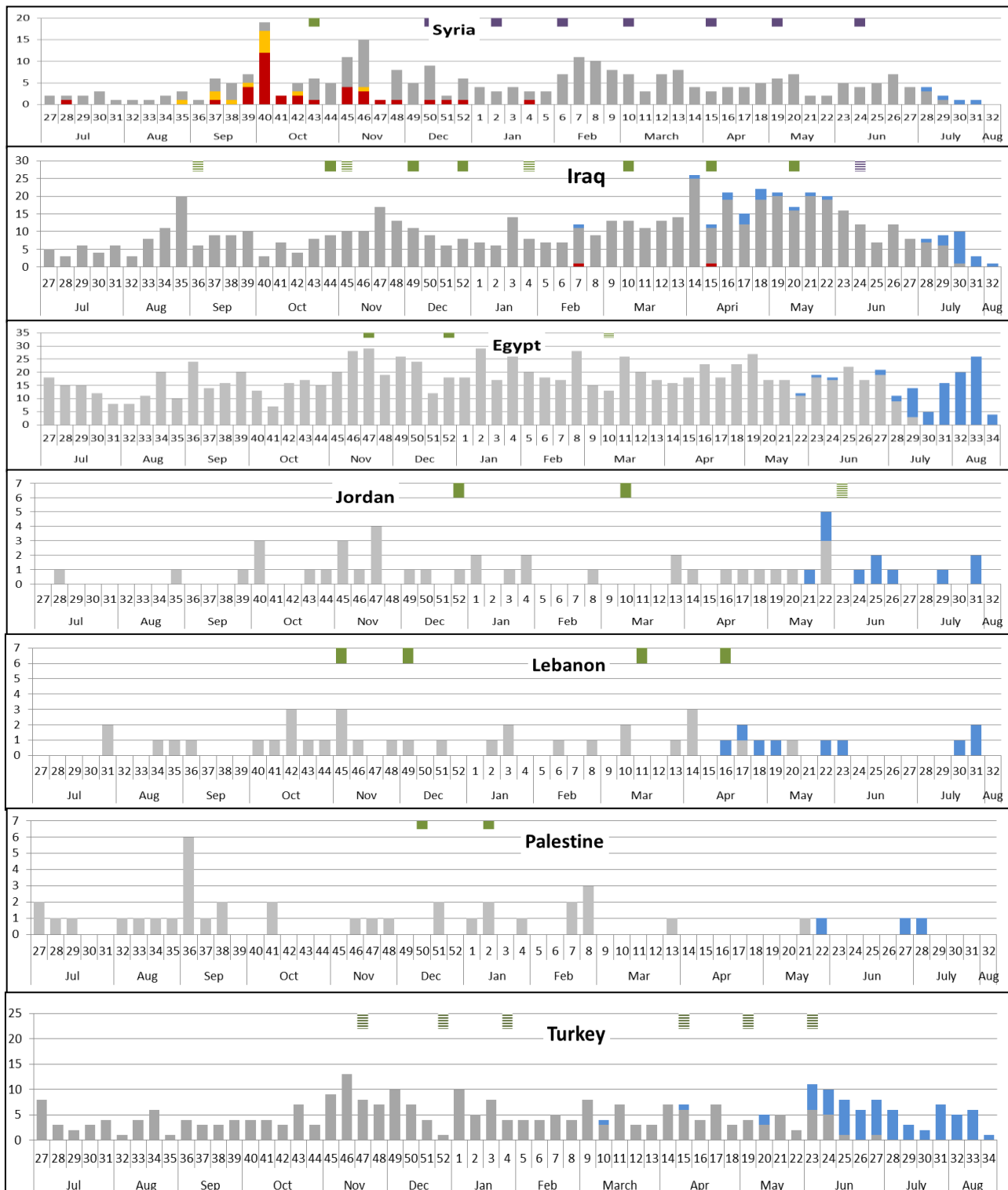
Targets:

NP AFP rate: ≥ 2 /100,000 pop<15 years of age per year

Stool adequacy: $\geq 80\%$ stool samples

Epidemiological curves

as of 25 August 2014



Classification of AFP cases by intervention zone, 2013-2014 as of 25 August 2014



Classification of AFP cases by intervention zone, 2013 cases

Zones	Country	AFP case classification-2013				Total AFP cases	Annualized (week 52)	
		Wild	Compatible	Discarded	Pending final classification		NP AFP rate	NP AFP cases (expected nb)
1	SYR	35	12	133	0	180	1.7	164
	IRQ	0	0	444	0	444	3.1	288
2	JOR	0	0	35	0	35	1.4	48
	LEB	0	0	32	1	33	2.2	31
	IRN	0	0	707	0	708	4.0	351
	TUR	0	0	231	0	231	1.2	190
	OPT	0	0	38	0	38	2.2	34
	EGY	0	0	1007	0	1007	3.0	645
	Total	35	12	2627	1	2676	2.4	1751

Classification of AFP cases by intervention zone, 2014 cases (as of week 34-2014)

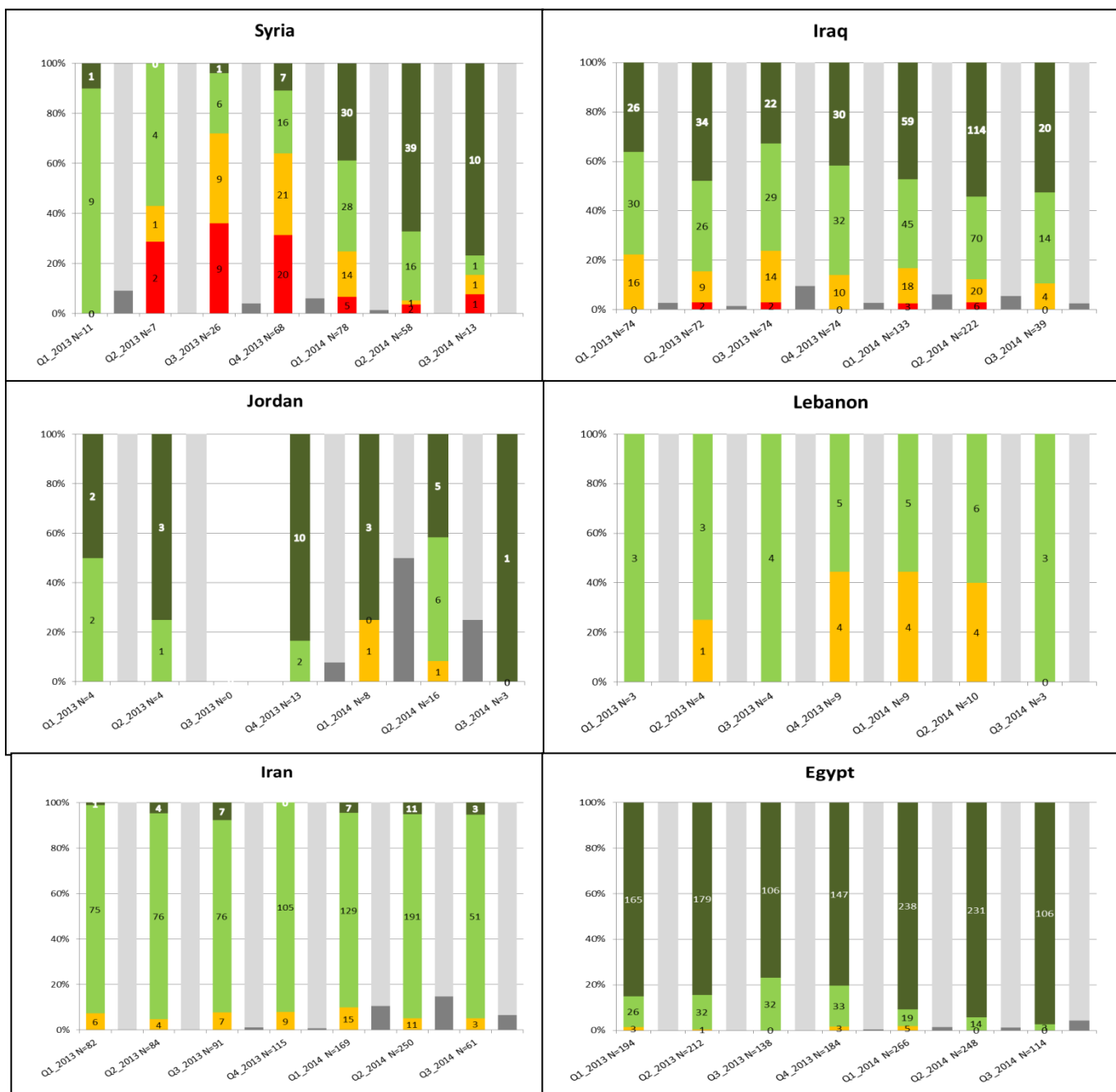
Zones	Country	AFP case classification-2014				Total AFP cases	Annualized week34	
		Wild	Compatible	Discarded	Pending final classification		NP AFP rate	NP AFP cases (expected nb)
1	SYR	1	0	142	6	149	3.0	100
	IRQ	2	0	360	32	394	4.1	190
2	JOR	0	0	17	10	27	1.7	33
	LEB	0	0	13	9	22	1.8	25
	IRN	0	0	362	118	480	4.1	235
	TUR	0	0	117	66	190	0.9	124
	OPT	0	0	10	3	13	1.2	22
	EGY	0	0	540	89	630	2.8	445
	Total	3	0	1561	333	1905	2.8	1297

NP/AFP rate for Turkey is calculated using discarded AFP cases .

Classification of AFP cases by intervention zone / sub-national level, 2014 as of 25 August 2014

Zones	Country	Governorate / Region / Province	AFP case classification				Total AFP cases	Annualized NP- AFPRATE as of week34	%Adequacy as of week34
			Wild	Compatible s	Discarded	Pending			
1	SYR	ALEPPO	0	0	13	0	13	1.5	69%
		DAMASCUS	0	0	12	2	14	3.9	93%
		DARA	0	0	8	0	8	3.2	100%
		DEIR_AL_ZOUR	0	0	7	1	8	1.9	88%
		EDLEB	0	0	9	1	10	2.3	90%
		HAMA	1	0	21	0	22	5.2	95%
		HASAKEH	0	0	12	0	12	3.1	92%
		HOMS	0	0	18	0	18	5.1	94%
		LATTAKIA	0	0	8	1	9	4.1	100%
		QUNEITERA	0	0	2	0	2	2.7	50%
		RAQUA	0	0	2	0	2	0.7	100%
		RURAL_DAMASCUS	0	0	16	0	16	2.5	81%
		SWIEDA	0	0	6	1	7	10.0	86%
		TARTOUS	0	0	8	0	8	3.7	100%
	IRQ	ANBAR	0	0	3	0	3	0.7	67%
		BABYLON	0	0	28	2	30	5.9	93%
		BAGHDAD-KARKH	0	0	35	6	41	3.7	80%
		BAGHDAD-RESAFA	2	0	67	5	74	6.9	85%
		BASRAH	0	0	23	4	27	3.9	93%
		DAHUK	0	0	16	2	18	6.2	89%
		DIWANIYA	0	0	26	3	29	9.1	93%
		DIYALA	0	0	12	0	12	3.0	100%
		ERBIL	0	0	13	0	13	2.8	100%
		KARBALA	0	0	13	1	14	4.8	79%
		KIRKUK	0	0	14	0	14	3.6	100%
		MISSAN	0	0	7	2	9	3.4	67%
		MUTHANNA	0	0	9	2	11	5.6	64%
		NAJAF	0	0	15	0	15	4.1	100%
		NINEWA	0	0	17	1	18	2.0	94%
		SALAH AL-DIN	0	0	7	1	8	2.1	100%
		SULAYMANIYAH	0	0	23	2	25	5.4	88%
		THI-QAR	0	0	13	0	13	2.5	100%
		WASSIT	0	0	19	1	20	6.1	95%
2	LEB	BEIRUT	0	0	0	0	0	0.0	0%
		BEKAA	0	0	3	3	6	2.4	33%
		MONT LIBAN	0	0	5	4	9	2.5	56%
		NABATIYE	0	0	0	1	1	1.4	100%
		NORTH	0	0	3	1	4	1.3	75%
		SOUTH	0	0	2	0	2	1.2	100%
	JOR	AJLOON	0	0	0	0	0	0.0	0%
		AMMAN	0	0	6	5	11	1.9	100%
		AQABA	0	0	0	0	0	0.0	0%
		BALKA	0	0	1	0	1	0.9	100%
		IRBID	0	0	6	1	7	2.4	100%
		JARASH	0	0	1	0	1	1.9	100%
		KARAK	0	0	0	0	0	0.0	0%
		MA'AN	0	0	0	0	0	0.0	0%
		MADABA	0	0	0	0	0	0.0	0%
		MAFRAK	0	0	2	0	2	2.4	100%
		TAFLEH	0	0	0	1	1	3.9	100%
		ZARQA	0	0	1	3	4	1.6	100%

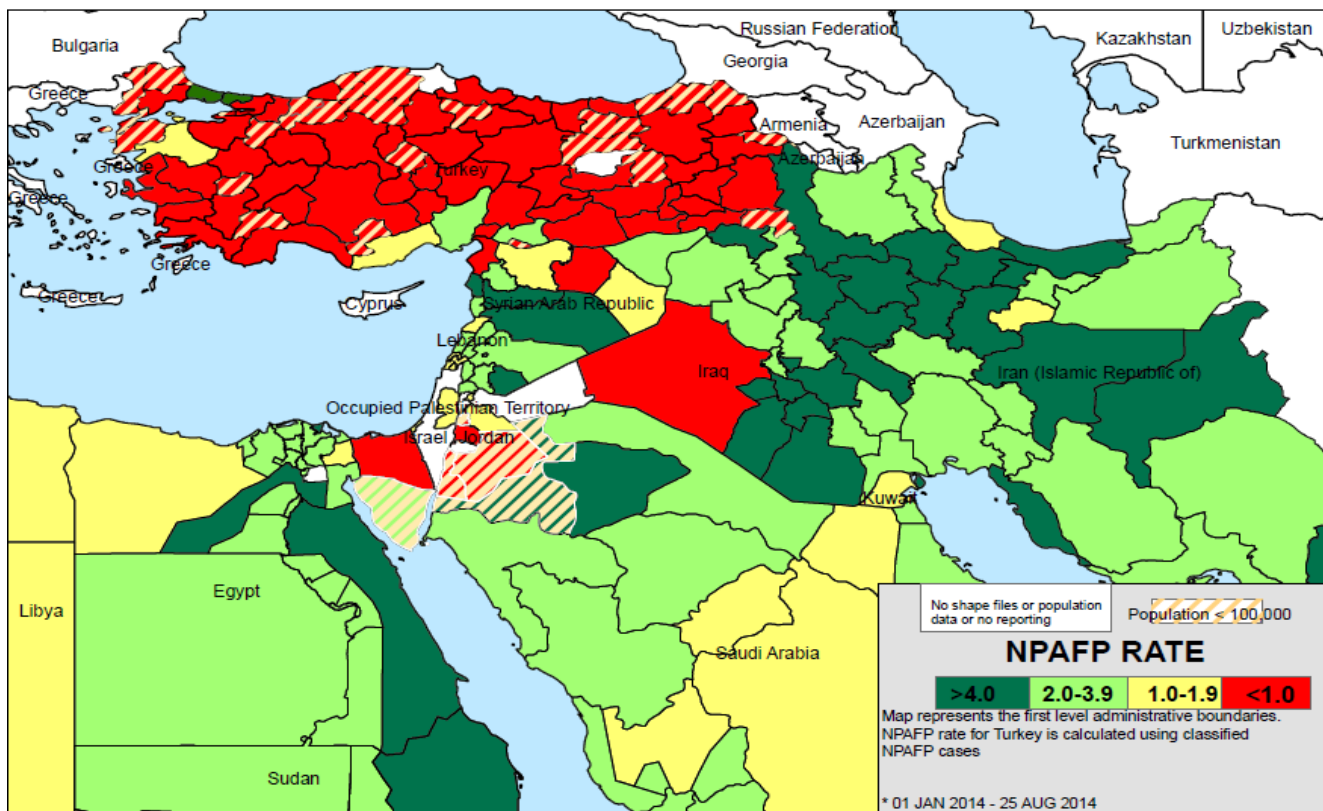
Quarterly Vaccination status of NP-AFP cases among children aged 6–59 months, 2013–2014*



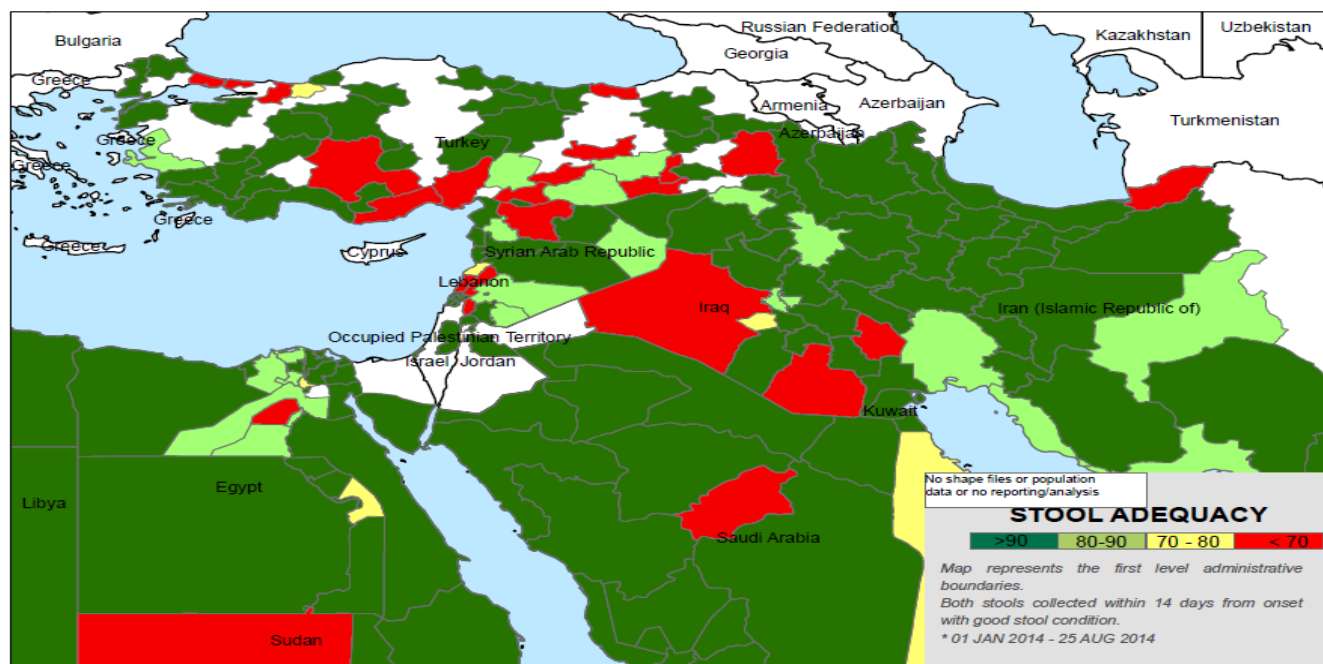
Colored bars reflect NPAFP cases with known OPV status (proxy indicator of SIAs/RI quality). Gray bars reflect all NPAFP cases (splitting known and unknowns shows quality of surveillance)

*Data as of 25 August 2014

MAP SHOWING SUB-NATIONAL NON POLIO AFP RATE*



MAP SHOWING SUB-NATIONAL STOOL ADEQUACY PERCENTAGE*



Map Scale (A3): 1:20,000,000

1 cm = 200 km

Coordinate System: GCS

WGS 1984

Datum: WGS 1984

Data Source:
Admin. Boundaries: World Health Organization
Base Map: ESRI
Map Production: Public Health Information and Geographic Information Systems (GIS)
World Health Organization
Data as on 21 July 2014

The boundaries and names shown and the designations used on this map do not imply the expression of any opinion whatsoever on the part of the World Health Organization concerning the legal status of any country, territory, city or area or of its authorities, or concerning the delimitation of its frontiers or boundaries. Dotted and dashed lines on maps represent approximate border lines for which there may not yet be full agreement.

Outbreak Response

Supplementary Immunization Activities As of 25 August 2014

Country / Territory	Total SIAs completed from Oct 2013		Total SIAs completed in 2014		2013 SIA activities			2014 SIA activities											
	NID	SNID	NID	SNID	Oct	Nov	Dec	Jan	Feb	Mar	Apr	May	Jun	Jul	Aug	Sep	Oct	Nov	
Egypt	2		1	1		NID 17-Nov tOPV	NID 29-Dec tOPV			SNID 10-Mar tOPV	NID 6-10 Apr tOPV						NID 19-23 Oct tOPV		
Iraq	2	1	3	3	NID 21-Oct tOPV	SNID 2-Nov tOPV	NID 1-Dec tOPV	SNID 5-Jan tOPV	SNID 04-Feb tOPV	NID 6-10 Mar tOPV	NID 6-10 Apr tOPV	NID 13-17 May tOPV	SNID 15-19 Jun bOPV		SNID 10-14 Aug bOPV	NID 14-18 Sep bOPV	NID 19-23 Oct tOPV		
Jordan	2		1	1		NID 2-Nov tOPV	NID 28-Dec tOPV			NID 2-Mar tOPV			SNID 8-12 Jun tOPV		SNID 10-14 Aug tOPV		NID 26-29 Oct tOPV	NID 30 Nov-3 Dec tOPV	
Lebanon	2		2			NID 8-Nov tOPV	NID 6-Dec tOPV			NID 10-15 Mar tOPV	NID 14-19 Apr tOPV				SNID tOPV	SNID bOPV	NID tOPV	NID tOPV	
Syria	2		6		NID 24Oct-21 Nov tOPV		NID 8-Dec bOPV	NID 5-Jan bOPV	NID 2-Feb bOPV	NID 2-6 Mar bOPV	NID 6-10 Apr bOPV	NID 4-8 May bOPV	NID 15-19 June tOPV		SNID 31 Aug-4 Sep bOPV		NID 19-23 Oct bOPV	NID 23-27 Nov bOPV	
Turkey		2		4		SNID 18-24 Nov tOPV	SNID 23-29 Dec tOPV		SNID 17-23 Feb tOPV		SNID 7-13 Apr tOPV	SNID 21-27 May tOPV	SNID 5-11 Jun tOPV				SNID tOPV	SNID tOPV	
Palestine (OPT)	1		1				NID 8-Dec tOPV	NID 12-Jan tOPV									NID tOPV	NID tOPV	
SNID					Completed activity														
NID					Ongoing or Planned activities														

Country	Number of children vaccinated									Post-campaign monitoring (Recall)								
	Nov-13	Dec-13	Jan-14	Feb-14	Mar-14	Apr-14	May-14	Jun-14	Aug-14	Nov-13	Dec-13	Jan-14	Feb-14	Mar-14	14-Apr	May-14	Jun-14	Aug-14
Syria	2 432 751	2 246 762	2 532 476	2 745 554	2 919 682	2 913 640	2 808 497	2 760 242		ND	79%	88%	88%	93%	92%	91%	89%	
Jordan	1 138 285	915 420			1 084 776					94%	76%			88%				
Lebanon	580 770	589 054			492 706	549 768				90%	78%			ND	78%			
Iraq	1 208 087	4 846 158	649 105	235 366	5 372 156	5 840 387	5 891 348	1 507 804	1 872 684	ND	ND	ND			92%	93%	96%*	92%†
Egypt	14 226 411	14 387 578			68 770	14 714 987				ND	ND				97%			
Turkey	1 148 918	1 388 103		352 002		642 265	569 871				ND							
Palestine (OPT)		639 481	655 236								ND	ND						
Total	20 735 222	25 012 556	3 836 817	3 332 922	9 938 090	24 661 047	9 269 716	4 268 046										

ND	Not done
*	Only in Baghdad-Resafa and Baghdad-Karkh Governorates
†	Only in Baghdad-Resafa, Baghdad-Karkh, Najaf, and Babylon Governorates