



SHELTER Sector Achievements

January to September 2014

ACHIEVEMENTS

- 7,201 completed T-shelters in Azraq .
- 543,921 sqm of roads, drainage works, and basic service and governance sites prepared in Azraq and Zaatari Camp have been developed and maintained.
- 807,775 sq m of camp space developed in Azraq and Zaatari Camps.
- 1,278 housing units have been upgraded in Irbid, Jerash, Mafraq, Zarqa, Ajlun, Al Balqa, and Amman.
- 2,520 unfinished housing units have been completed to increase the affordability of housing stock available on the local market.
- Approximately 6,369 households have been assisted with Conditional Cash-for-rent in Balqa, Amman, Irbid, Karak, Madaba, Mafraq, and Zarqa

NEEDS

- 1 Need to continue upgrading of substandard housing and increasing the number of affordable housing units in the market for the longer term.
- 2 Need for decongestion and upgrading of overcrowded camp settlement sections and the need for construction of additional infrastructure.
- 3 Need for extension to Azraq Camp, which will be made up of two villages and will increase the capacity of the camp of approximately 22,680 people .
- 4 Secure tenure and rental contracts need to be ensured to protect the rights of Syrian refugees. Needs of accurate information about tenancy rights are also substantial.

CHALLENGES

- Lack of housing units to cover the needs of around 500.000 refugees.
- Fear of rising rental prices and competition to secure housing as the two main areas of tension between refugees and host communities in Jordan.
- Poor household are increasingly resorting to negative coping mechanisms such as child labour to contribute towards the household economy.
- With limited capacity to find a safe and secure shelter and with exposure to additional risks, Syrian families might decide to go back to Syria and put their lives in danger.

RECOMMENDATIONS

For the camp settings :

- Additional camp extension works is needed in Azraq . This would need to include investments in land development, infrastructure works, construction of new basic service facilities, as well as investments for additional shelter units.
- Construction of internal roads in nine out of 12 districts.
- Support to refugees to improve and upgrade their shelters .
- Winterization of shelters in Zaatari and Azraq Camp.
- Provision of electricity in Azraq Camp.
- Developing a more sustainable plan for electricity in Zaatari Camp

For urban settings:

- Upgrading housing in poor conditions and completing unfinished buildings; not only does this provide adequate, secure shelter for Syrian refugees, but also benefits the Jordanian landlords.
- Better gap analysis and referral mechanisms should be put in place to ensure the needs of more vulnerable households are met. There should be a particular focus on formal links with relevant sectors including protection and WASH working groups, as shelter is the main entry point to tackle broader general protection issues.
- Encouraging resilience and innovation by integrating energy saving, (i.e. solar panels, insulation) and water saving (tap fillings etc.) components into the shelter response.

KEY FIGURES

AFFECTED POPULATION	REACHED CAMP	REACHED OUT-OF-CAMP	REACHED HOST COMMUNITY
BOYS	41,425	21,022	14,332
GIRLS	39,598	21,022	14,439
MEN	29,338	23,711	19,067
WOMEN	35,020	26,864	13,929
TOTAL	145,381	92,619	61,767

* Camp population figure reflects camp arrival population.

* Population figure represents the highest population assisted as reported in ActivityInfo.

KEY OUTPUT INDICATORS ACHIEVEMENTS

OUTPUT INDICATORS	PLANNED	ACHIEVED	%
T- shelters in progress/ completed	13,200	7,201	55%
Emergency shelter provided	29,566	13,230	45%
Prefab caravans provided	7,779	5,574	72%
Site planning and development (M2)	1,213,440	807,775	67%
Roads and drainage works in camp and non-camp areas (M2)	23,558,510	543,921	2%
# of dwelling units upgraded to minimum standards	8,882	1,278	14%
Increased housing units provided in unfinished buildings	11,094	2,520	23%
# of HH receiving rental support	6,492	6,369	98%
# of home adaptation kits distributed	18,344	7,830	43%
# of people receiving information messaging on housing (HLP)	51,533	7,557	15%

SHELTER FUNDING STATUS

RRP1 TO RRP6 SHELTER FUNDS REQUESTED



RRP6 ALLOCATION SUMMARY

TOTAL REQUESTED	\$120,607,339	
FUNDS RECEIVED	\$54,976,099	46%
REQUESTED BUT NOT FUNDED	\$65,631,240	54%

Participating Agencies





SHELTER Sector

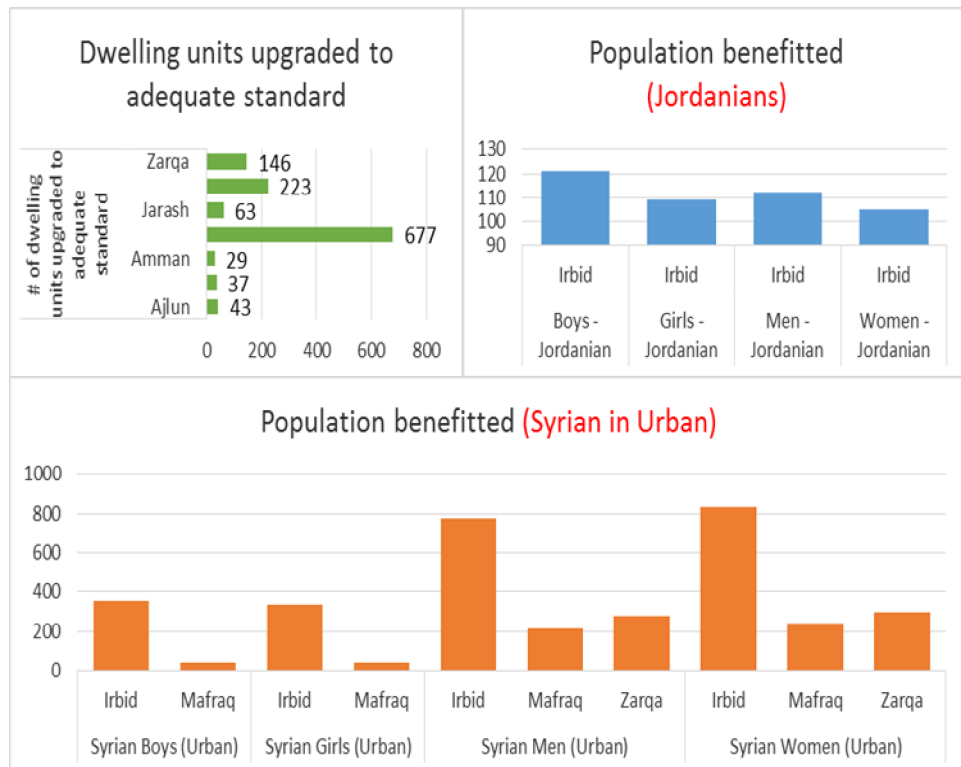
ActivityInfo/Home Visit Analysis



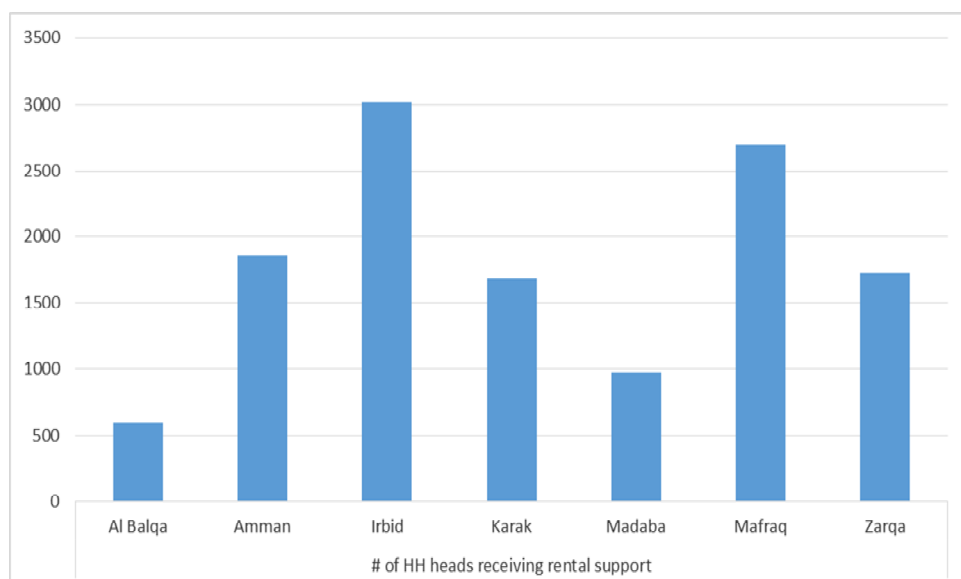
ActivityInfo Sector Analysis

January -August 2014

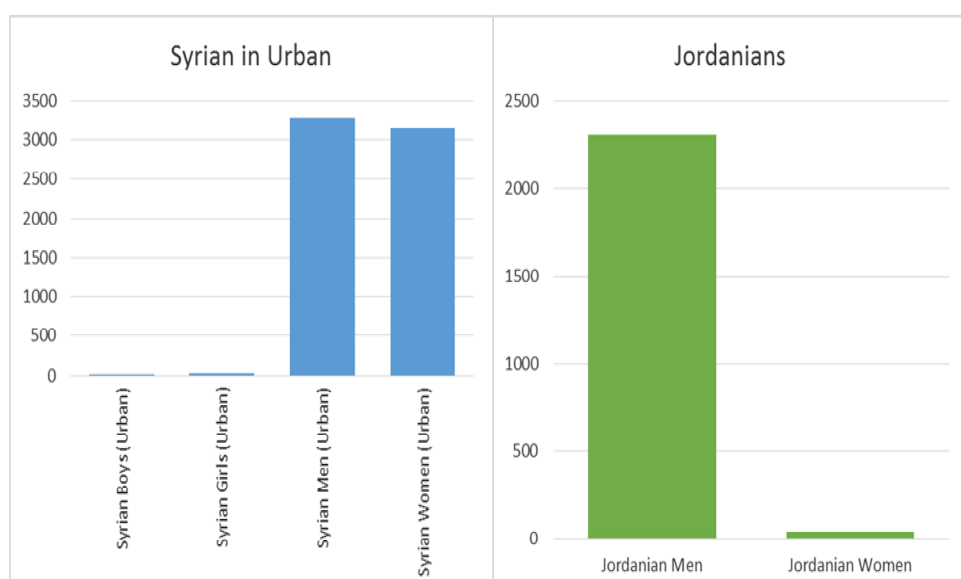
6.1 # Dwelling units upgraded



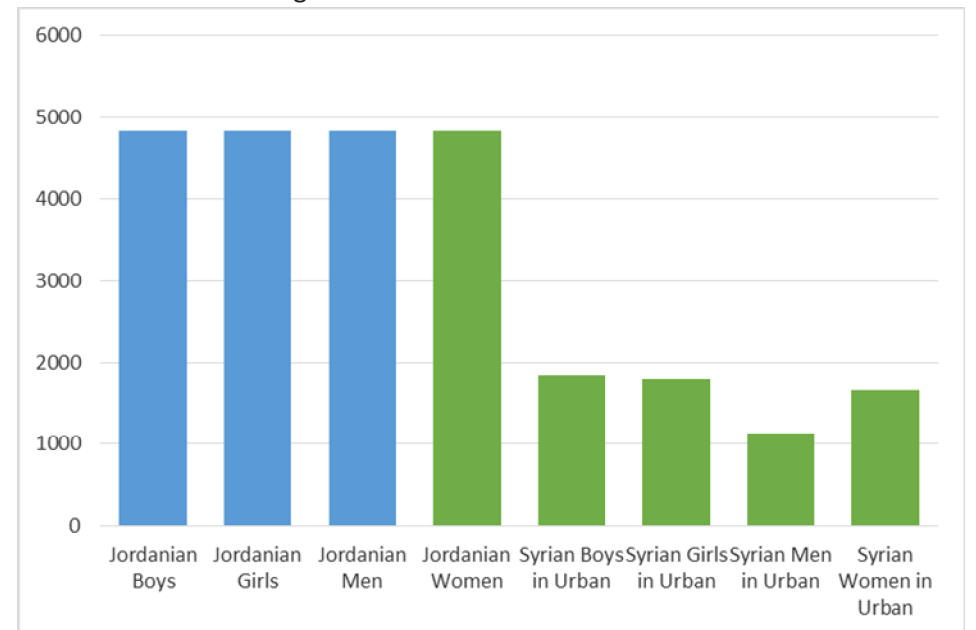
6.3 # of HH heads receiving rental support



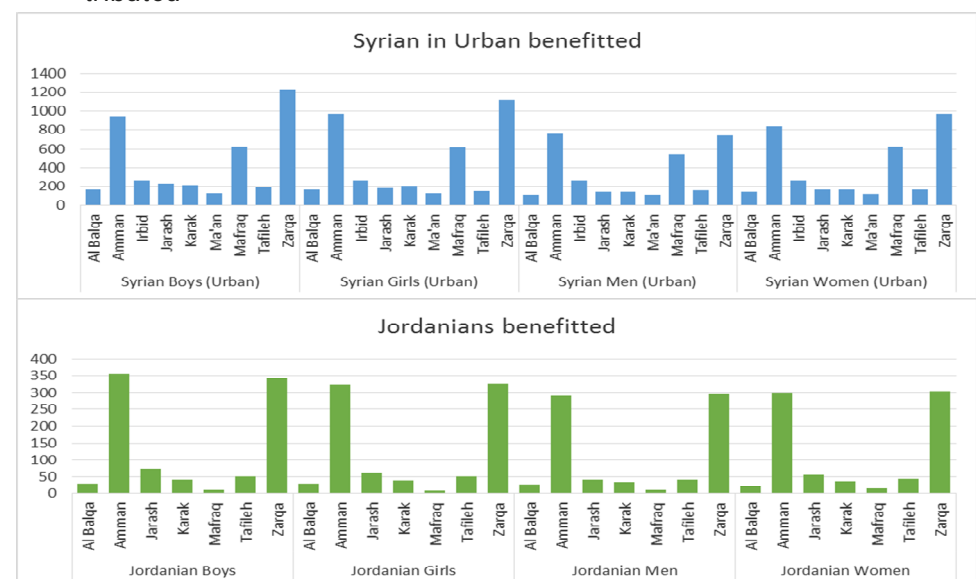
6.5 Population benefitted from increased awareness about tenure



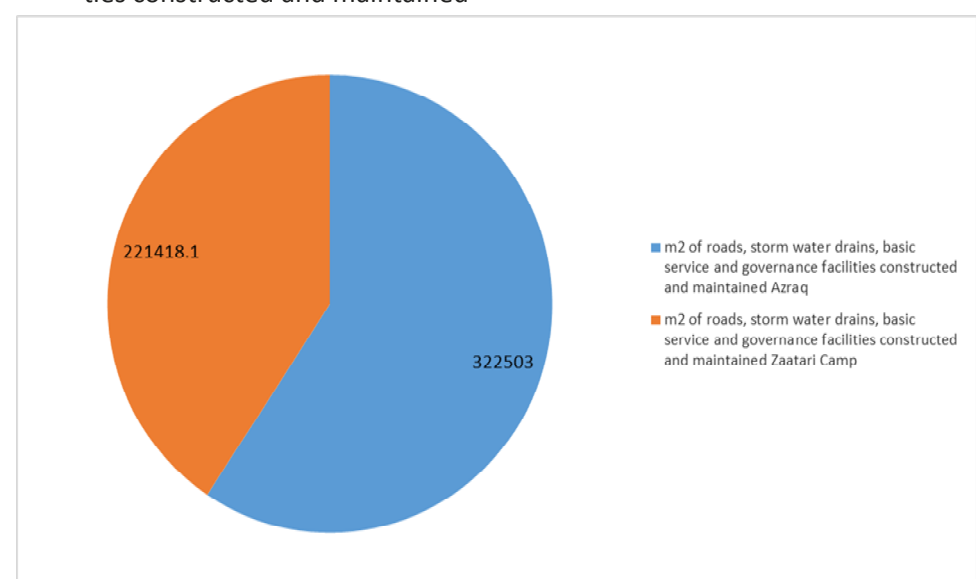
6.2 # Population benefitted from new dwelling units when brought to the affordable housing market



6.4 # Population benefitted from Conditional cash grants/shelter kits distributed



6.6 m2 of roads, storm water drains, basic service and governance facilities constructed and maintained





SHELTER Sector

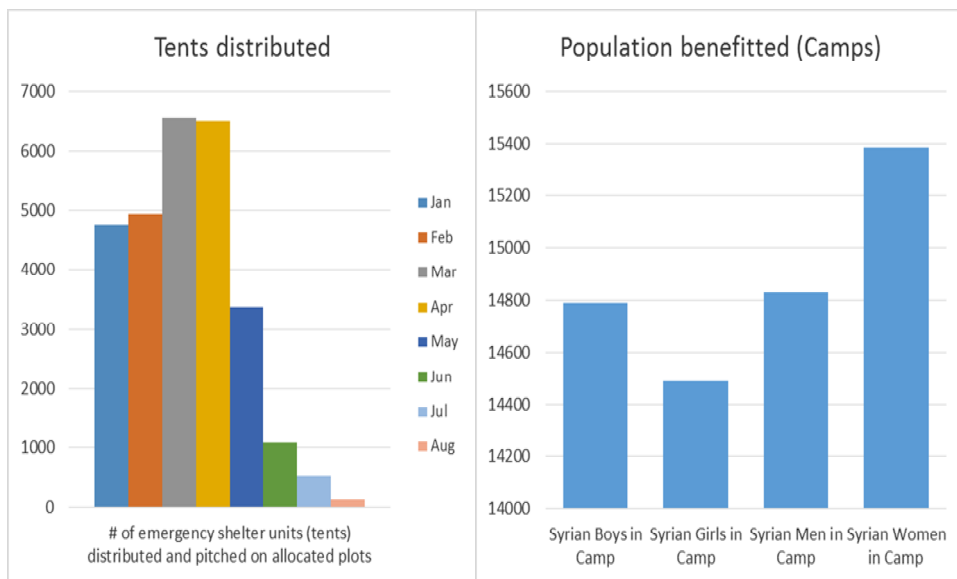
ActivityInfo/Home Visit Analysis



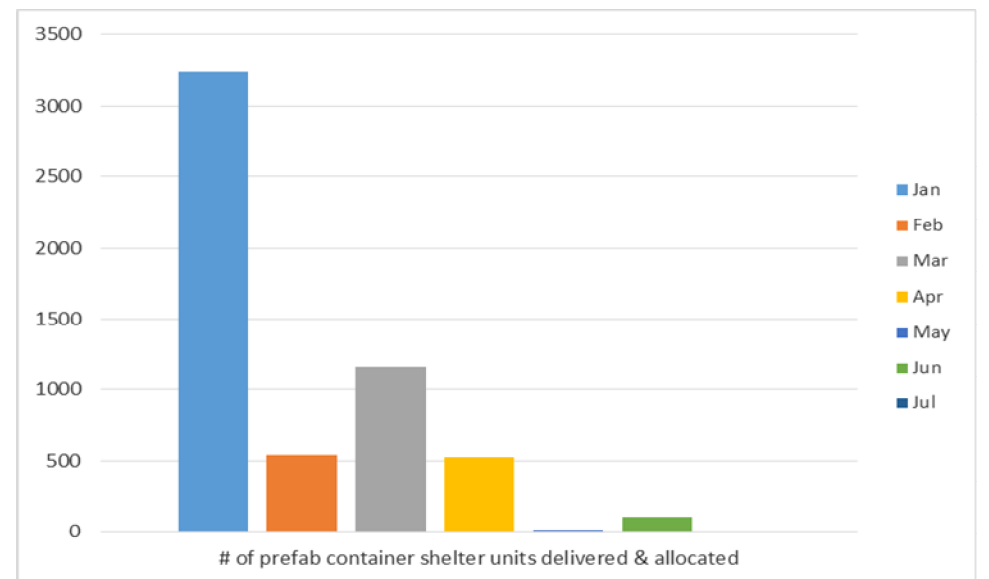
ActivityInfo Sector Analysis

January -August 2014

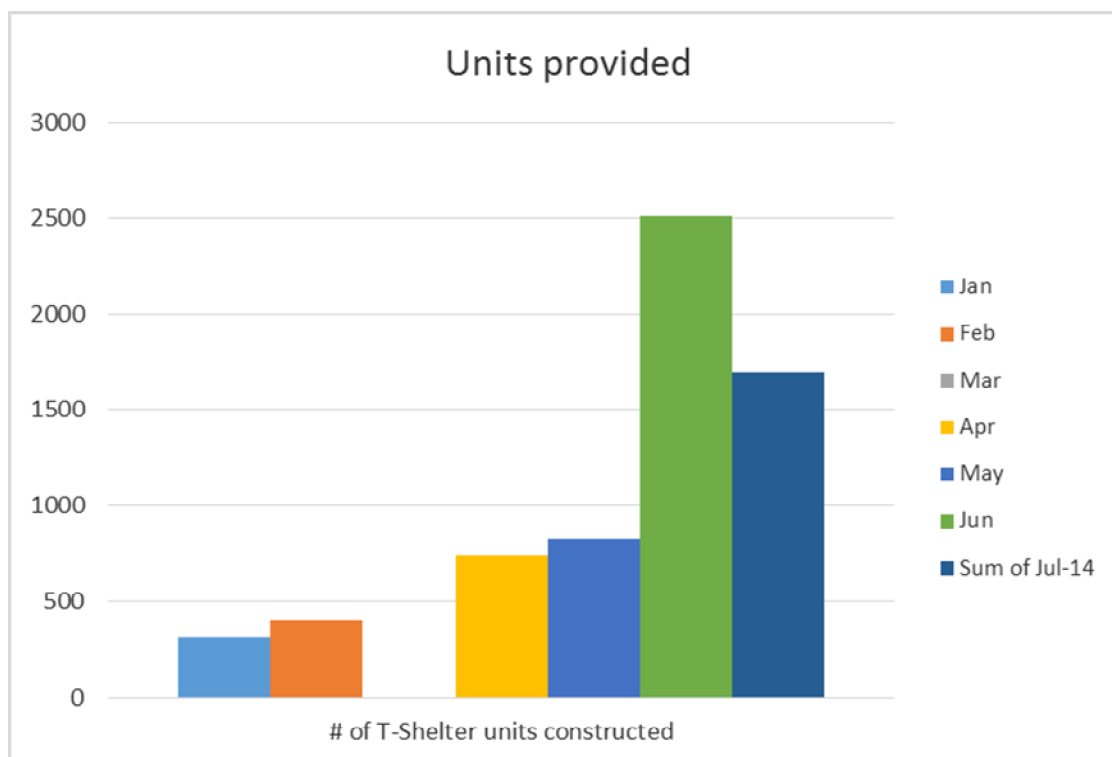
6.7 # of emergency shelter units (tents) distributed and pitched on allocated plots in Zaatari Camp



6.8 # of prefab container shelter units delivered and allocated in Zaatari camp



6.9 # of T-Shelter units provided and maintained in Azraq Camp





SHELTER Sector

ActivityInfo/Home Visit Analysis

Home Visit - Shelter

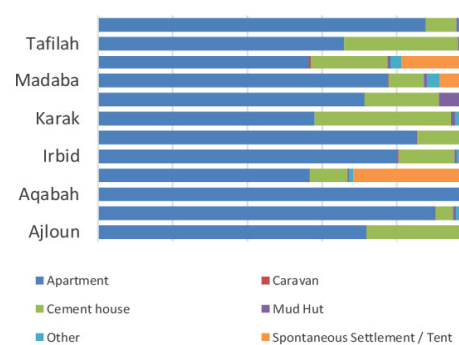
01 Nov 2013 - 17 Aug 2014

Total Number of Households Visited

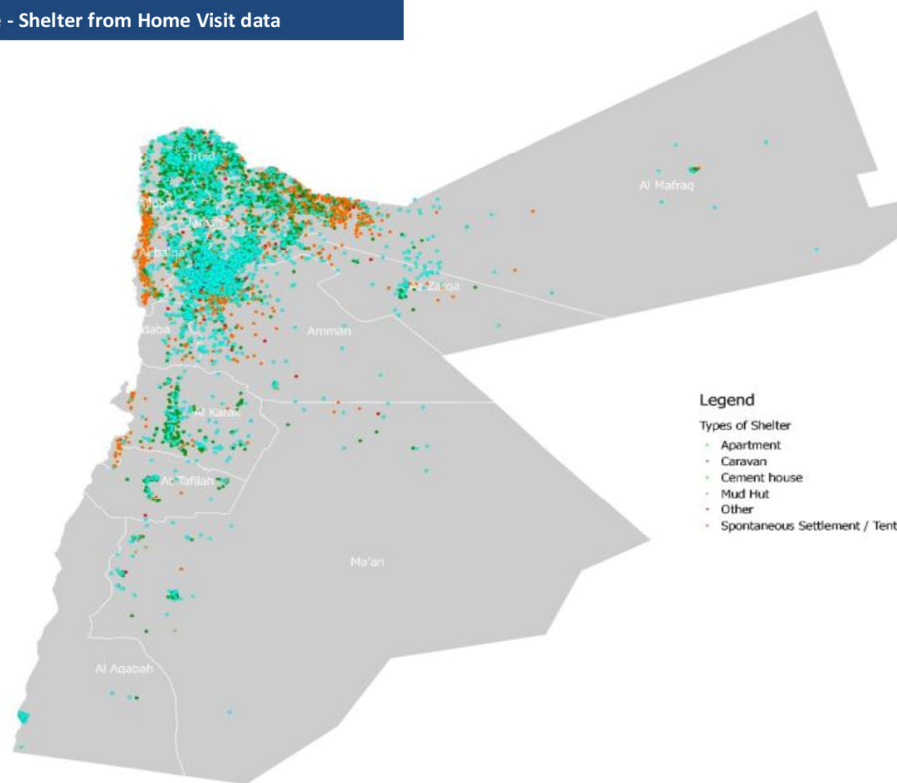
55,996



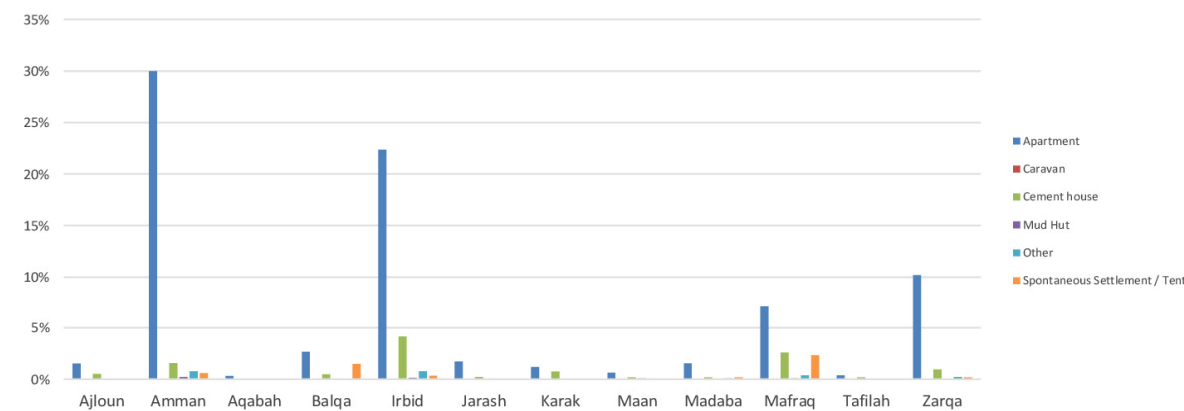
Total HHs		176,812
Details	Home Visit	% of Data Coverage
Household Visited	55,996	31.67%
Shelter Types from Home Visit		
Apartment	44,622	79.69%
Caravan	105	0.19%
Cement House	6,600	11.79%
Mud Hut	391	0.70%
Other	1,344	2.40%
Spontaneous Settlement / Tent	2934	5.24%



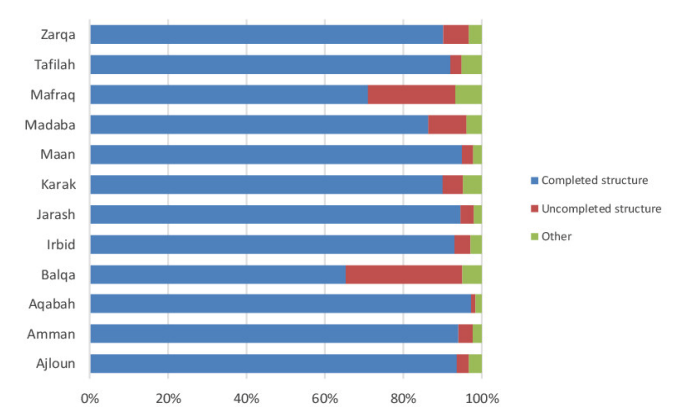
Countrywide - Shelter from Home Visit data



Shelter Types - Home Visit / Governorate (Country wide)



Housing Condition - Home Visit / Governorate



Ajloon - # Households		2,579
Details	Home Visit	% of Data Coverage
Household Visited	1,187	46.03%
Apartment	853	71.86%
Caravan	1	0.08%
Cement House	296	24.94%
Mud Hut	8	0.67%
Other	19	1.60%
Spontaneous Settlement / Tent	10	0.84%

Amman - # Households		57,193
Details	Home Visit	% of Data Coverage
Household Visited	18,609	32.54%
Apartment	16,797	90.26%
Caravan	28	0.15%
Cement House	874	4.70%
Mud Hut	128	0.69%
Other	440	2.36%
Spontaneous Settlement / Tent	342	1.84%

Al Aqabah - # Households		901
Details	Home Visit	% of Data Coverage
Household Visited	189	20.98%
Apartment	184	97.35%
Caravan	-	0.00%
Cement House	1	0.53%
Mud Hut	1	0.53%
Other	2	1.06%
Spontaneous Settlement / Tent	1	0.53%

Al Balqa - # Households		5,374
Details	Home Visit	% of Data Coverage
Household Visited	2,643	49.18%
Apartment	1,496	56.60%
Caravan	4	0.15%
Cement House	267	10.10%
Mud Hut	9	0.34%
Other	30	1.14%
Spontaneous Settlement / Tent	837	31.67%

Irbid - # Households		41,292
Details	Home Visit	% of Data Coverage
Household Visited	15,603	37.79%
Apartment	12,535	80.34%
Caravan	29	0.19%
Cement House	2,332	14.95%
Mud Hut	85	0.54%
Other	429	2.75%
Spontaneous Settlement / Tent	193	1.24%

Jarash - # Households		2,991
Details	Home Visit	% of Data Coverage
Household Visited	1,130	37.78%
Apartment	965	85.40%
Caravan	1	0.09%
Cement House	129	11.42%
Mud Hut	10	0.88%
Other	20	1.77%
Spontaneous Settlement / Tent	5	0.44%

Al Karak - # Households		2,650
Details	Home Visit	% of Data Coverage
Household Visited	1,155	43.58%
Apartment	670	58.01%
Caravan	-	0.00%
Cement House	422	36.54%
Mud Hut	12	1.04%
Other	18	1.56%
Spontaneous Settlement / Tent	33	2.86%

Ma'an - # Households		2,041
Details	Home Visit	% of Data Coverage
Household Visited	517	<div><div></div></div> 25.33%
Apartment	369	<div><div></div></div> 71.37%
Caravan	-	<div><div></div></div> 0.00%
Cement House	103	<div><div></div></div> 19.92%
Mud Hut	39	<div><div></div></div> 7.54%
Other	4	<div><div></div></div> 0.77%
Spontaneous Settlement / Tent	2	<div><div></div></div> 0.39%

Madaba - # Households		2,892
Details	Home Visit	% of Data Coverage
Household Visited	1,109	<div><div></div></div> 38.35%
Apartment	862	<div><div></div></div> 77.73%
Caravan	2	<div><div></div></div> 0.18%
Cement House	104	<div><div></div></div> 9.38%
Mud Hut	8	<div><div></div></div> 0.72%
Other	39	<div><div></div></div> 3.52%
Spontaneous Settlement / Tent	94	<div><div></div></div> 8.48%

Al Mafraq - # Households		38,360
Details	Home Visit	% of Data Coverage
Household Visited	7,021	18.30%
Apartment	3,965	56.47%
Caravan	36	0.51%
Cement House	1,445	20.58%
Mud Hut	51	0.73%
Other	207	2.95%
Spontaneous Settlement / Tent	1,317	18.76%

At Tafilah - # Households		654
Details	Home Visit	% of Data Coverage
Household Visited	311	47.55%
Apartment	205	65.92%
Caravan	-	0.00%
Cement House	95	30.55%
Mud Hut	3	0.96%
Other	3	0.96%
Spontaneous Settlement / Tent	5	1.61%

Az Zarqa - # Households		18,403
Details	Home Visit	% of Data Coverage
Household Visited	6,522	<div></div> 35.44%
Apartment	5,721	<div></div> 87.72%
Caravan	4	<div></div> 0.06%
Cement House	532	<div></div> 8.16%
Mud Hut	37	<div></div> 0.57%
Other	133	<div></div> 2.04%
Spontaneous Settlement / Tent	95	<div></div> 1.46%