



Registration Unit

Total Persons of

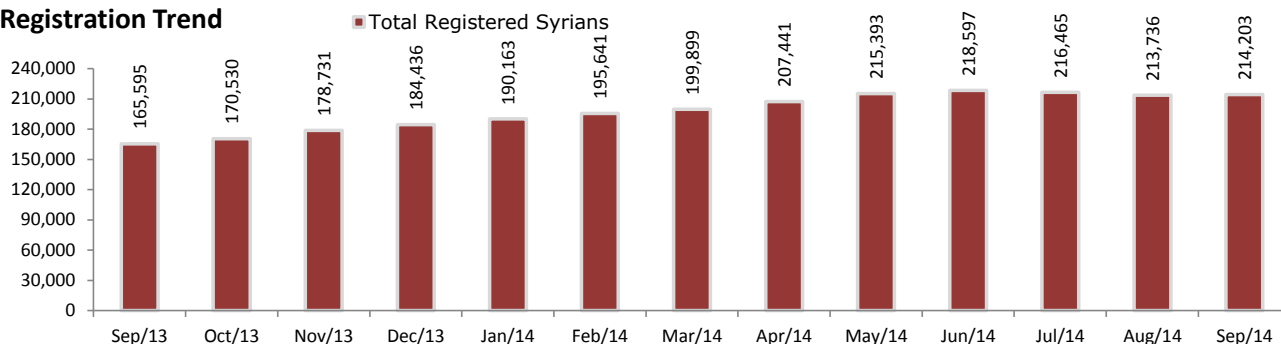
Individuals

215,387

Households

76,879

## Registration Trend

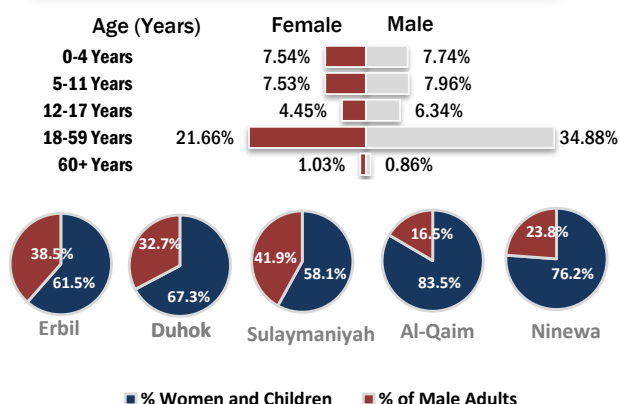


This profile is based on  
and  
The total is

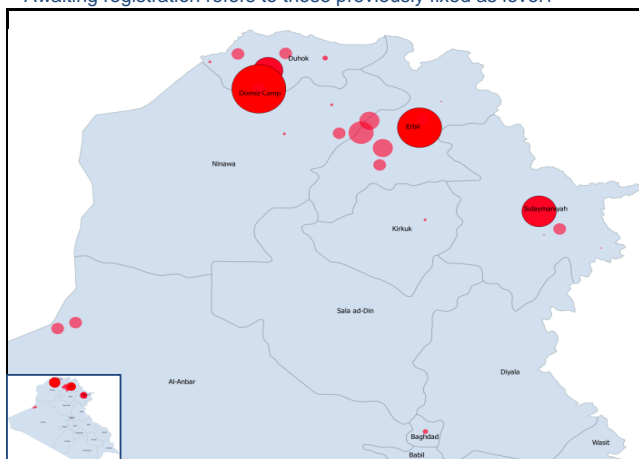
**214,203**  
**1,184**  
**215,387**

proGres registered individuals  
Awaiting registration \*  
individuals

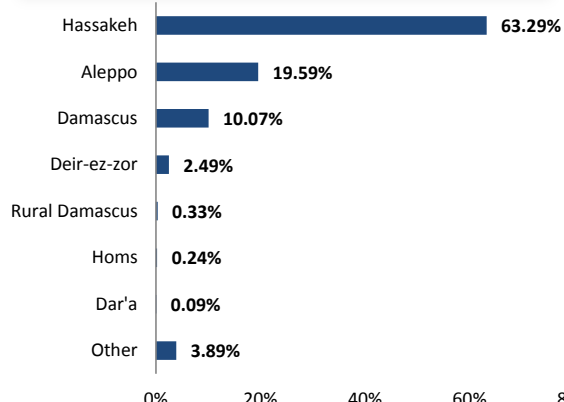
## Age and Gender Breakdown



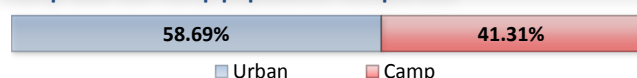
\* Awaiting registration refers to those previously fixed as level1



## Place of Origin



## Camp and non-camp population comparison



\*The 1,184 persons awaiting registration live in Sulaymaniyah and Arbat Camp, thus the total no. of persons in Arbat camp would be of registered and awaiting registration figures: 2,271 + 1184 = 3,455 persons. (994 Households).

\*\* From 16 June 2014, as Al-Obaidi camp became inaccessible to UN agencies and other humanitarian staff, the camp registered population figure is not updated.

Governorate	Individuals	Households	% Total
Duhok	93,833	29,231	43.81%
Erbil	90,192	35,022	42.11%
Sulaymaniyah	22,262	9,805	10.39%
Anbar	4,526	1,149	2.11%
Ninewa	1,339	438	0.63%
Kirkuk	626	221	0.29%
Baghdad	407	225	0.19%
Other	1,018	450	0.48%
<b>Total Iraq</b>	<b>214,203</b>	<b>76,541</b>	<b>100%</b>

Camps Registered Population			
Camp	Individuals	Households	% Total
Al-Obaidi Camp **	1,536	322	1.74%
Akre Settlement	1,506	362	1.70%
Domiz Camp	54,534	16,999	61.62%
Gawilan Camp	3,077	748	3.48%
Basirma Camp	3,345	799	3.78%
Darashakran Camp	7,993	1,689	9.03%
Kawergosk Camp	9,309	2,481	10.52%
Qushtapa Camp	4,924	1,240	5.56%
Arbat Camp *	2,271	606	2.57%
<b>Total</b>	<b>88,495</b>	<b>25,246</b>	<b>100%</b>